










## 2005 Average Annual County Wage Data

Effective January 1, 2007<sup>1</sup>

|  |  |  |  |  |  |  |  |  |
|--|---|---|---|---|--|---|---|---|
|  | Average Annual Wage <sup>2</sup>  | Hourly Wage   | 115% of Avg Annual Wage   | Hourly Wage   | 150% of Avg Annual Wage  | Hourly Wage   | 200% of Avg Annual Wage   | Hourly Wage   |
| STATEWIDE  | \$36,101  | \$17.36   | \$41,516  | \$19.96   | \$54,152   | \$26.03   | \$72,202  | \$34.71   |
| ALACHUA  | \$30,004  | \$14.43   | \$34,505  | \$16.59   | \$45,006   | \$21.64   | \$60,008  | \$28.85   |
| BAKER  | \$24,578  | \$11.82   | \$28,265  | \$13.59   | \$36,867   | \$17.72   | \$49,156  | \$23.63   |
| BAY  | \$30,403  | \$14.62   | \$34,963  | \$16.81   | \$45,605   | \$21.93   | \$60,806  | \$29.23   |
| BRADFORD   | \$27,875  | \$13.40   | \$32,056  | \$15.41   | \$41,813   | \$20.10   | \$55,750  | \$26.80   |
| BREVARD  | \$37,852  | \$18.20   | \$43,530  | \$20.93   | \$56,778   | \$27.30   | \$75,704  | \$36.40   |
| BROWARD  | \$38,455  | \$18.49   | \$44,223  | \$21.26   | \$57,683   | \$27.73   | \$76,910  | \$36.98   |
| CALHOUN  | \$21,648  | \$10.41   | \$24,895  | \$11.97   | \$32,472   | \$15.61   | \$43,296  | \$20.82   |
| CHARLOTTE  | \$30,766  | \$14.79   | \$35,381  | \$17.01   | \$46,149   | \$22.19   | \$61,532  | \$29.58   |
| CITRUS   | \$29,988  | \$14.42   | \$34,486  | \$16.58   | \$44,982   | \$21.63   | \$59,976  | \$28.83   |
| CLAY   | \$28,059  | \$13.49   | \$32,268  | \$15.51   | \$42,089   | \$20.23   | \$56,118  | \$26.98   |
| COLLIER  | \$37,686  | \$18.12   | \$43,339  | \$20.84   | \$56,529   | \$27.18   | \$75,372  | \$36.24   |
| COLUMBIA   | \$28,051  | \$13.49   | \$32,259  | \$15.51   | \$42,077   | \$20.23   | \$56,102  | \$26.97   |
| DESOTO   | \$23,959  | \$11.52   | \$27,553  | \$13.25   | \$35,939   | \$17.28   | \$47,918  | \$23.04   |
| DIXIE  | \$25,308  | \$12.17   | \$29,104  | \$13.99   | \$37,962   | \$18.25   | \$50,616  | \$24.33   |
| DUVAL  | \$39,303  | \$18.90   | \$45,198  | \$21.73   | \$58,955   | \$28.34   | \$78,606  | \$37.79   |
| ESCAMBIA   | \$31,614  | \$15.20   | \$36,356  | \$17.48   | \$47,421   | \$22.80   | \$63,228  | \$30.40   |
| FLAGLER  | \$32,192  | \$15.48   | \$37,021  | \$17.80   | \$48,288   | \$23.22   | \$64,384  | \$30.95   |
| FRANKLIN   | \$24,737  | \$11.89   | \$28,448  | \$13.68   | \$37,106   | \$17.84   | \$49,474  | \$23.79   |
| GADSDEN  | \$25,630  | \$12.32   | \$29,475  | \$14.17   | \$38,445   | \$18.48   | \$51,260  | \$24.64   |
| GILCHRIST  | \$24,228  | \$11.65   | \$27,862  | \$13.40   | \$36,342   | \$17.47   | \$48,456  | \$23.30   |
| GLADES   | \$28,177  | \$13.55   | \$32,404  | \$15.58   | \$42,266   | \$20.32   | \$56,354  | \$27.09   |
| GULF   | \$27,744  | \$13.34   | \$31,906  | \$15.34   | \$41,616   | \$20.01   | \$55,488  | \$26.68   |
| HAMILTON   | \$38,111  | \$18.32   | \$43,828  | \$21.07   | \$57,167   | \$27.48   | \$76,222  | \$36.65   |
| HARDEE   | \$24,707  | \$11.88   | \$28,413  | \$13.66   | \$37,061   | \$17.82   | \$49,414  | \$23.76   |
| HENDRY   | \$25,639  | \$12.33   | \$29,485  | \$14.18   | \$38,459   | \$18.49   | \$51,278  | \$24.65   |
| HERNANDO   | \$27,152  | \$13.05   | \$31,225  | \$15.01   | \$40,728   | \$19.58   | \$54,304  | \$26.11   |
| HIGHLANDS  | \$24,589  | \$11.82   | \$28,277  | \$13.59   | \$36,884   | \$17.73   | \$49,178  | \$23.64   |
| HILLSBOROUGH   | \$38,018  | \$18.28   | \$43,721  | \$21.02   | \$57,027   | \$27.42   | \$76,036  | \$36.56   |
| HOLMES   | \$22,104  | \$10.63   | \$25,420  | \$12.22   | \$33,156   | \$15.94   | \$44,208  | \$21.25   |
| INDIAN RIVER   | \$31,729  | \$15.25   | \$36,488  | \$17.54   | \$47,594   | \$22.88   | \$63,458  | \$30.51   |
| JACKSON  | \$24,743  | \$11.90   | \$28,454  | \$13.68   | \$37,115   | \$17.84   | \$49,486  | \$23.79   |
| JEFFERSON  | \$25,735  | \$12.37   | \$29,595  | \$14.23   | \$38,603   | \$18.56   | \$51,470  | \$24.75   |
| LAFAYETTE  | \$20,274  | \$9.75  | \$23,315  | \$11.21   | \$30,411   | \$14.62   | \$40,548  | \$19.49   |
| LAKE   | \$30,379  | \$14.61   | \$34,936  | \$16.80   | \$45,569   | \$21.91   | \$60,758  | \$29.21   |

|            | Average Annual Wage <sup>2</sup> | Hourly Wage | 115% of Avg Annual Wage | Hourly Wage | 150% of Avg Annual Wage | Hourly Wage | 200% of Avg Annual Wage | Hourly Wage |
|------------|----------------------------------|-------------|-------------------------|-------------|-------------------------|-------------|-------------------------|-------------|
| LEE        | \$34,719                         | \$16.69     | \$39,927                | \$19.20     | \$52,079                | \$25.04     | \$69,438                | \$33.38     |
| LEON       | \$32,555                         | \$15.65     | \$37,438                | \$18.00     | \$48,833                | \$23.48     | \$65,110                | \$31.30     |
| LEVY       | \$23,636                         | \$11.36     | \$27,181                | \$13.07     | \$35,454                | \$17.05     | \$47,272                | \$22.73     |
| LIBERTY    | \$30,677                         | \$14.75     | \$35,279                | \$16.96     | \$46,016                | \$22.12     | \$61,354                | \$29.50     |
| MADISON    | \$22,724                         | \$10.93     | \$26,133                | \$12.56     | \$34,086                | \$16.39     | \$45,448                | \$21.85     |
| MANATEE    | \$30,901                         | \$14.86     | \$35,536                | \$17.08     | \$46,352                | \$22.28     | \$61,802                | \$29.71     |
| MARION     | \$29,600                         | \$14.23     | \$34,040                | \$16.37     | \$44,400                | \$21.35     | \$59,200                | \$28.46     |
| MARTIN     | \$33,405                         | \$16.06     | \$38,416                | \$18.47     | \$50,108                | \$24.09     | \$66,810                | \$32.12     |
| MIAMI-DADE | \$39,236                         | \$18.86     | \$45,121                | \$21.69     | \$58,854                | \$28.30     | \$78,472                | \$37.73     |
| MONROE     | \$30,937                         | \$14.87     | \$35,578                | \$17.10     | \$46,406                | \$22.31     | \$61,874                | \$29.75     |
| NASSAU     | \$29,543                         | \$14.20     | \$33,974                | \$16.33     | \$44,315                | \$21.31     | \$59,086                | \$28.41     |
| OKALOOSA   | \$30,837                         | \$14.83     | \$35,463                | \$17.05     | \$46,256                | \$22.24     | \$61,674                | \$29.65     |
| OKEECHOBEE | \$26,284                         | \$12.64     | \$30,227                | \$14.53     | \$39,426                | \$18.95     | \$52,568                | \$25.27     |
| ORANGE     | \$37,379                         | \$17.97     | \$42,986                | \$20.67     | \$56,069                | \$26.96     | \$74,758                | \$35.94     |
| OSCEOLA    | \$27,700                         | \$13.32     | \$31,855                | \$15.31     | \$41,550                | \$19.98     | \$55,400                | \$26.63     |
| PALM BEACH | \$40,074                         | \$19.27     | \$46,085                | \$22.16     | \$60,111                | \$28.90     | \$80,148                | \$38.53     |
| PASCO      | \$28,074                         | \$13.50     | \$32,285                | \$15.52     | \$42,111                | \$20.25     | \$56,148                | \$26.99     |
| PINELLAS   | \$34,983                         | \$16.82     | \$40,230                | \$19.34     | \$52,475                | \$25.23     | \$69,966                | \$33.64     |
| POLK       | \$31,787                         | \$15.28     | \$36,555                | \$17.57     | \$47,681                | \$22.92     | \$63,574                | \$30.56     |
| PUTNAM     | \$28,903                         | \$13.90     | \$33,238                | \$15.98     | \$43,355                | \$20.84     | \$57,806                | \$27.79     |
| ST JOHNS   | \$31,919                         | \$15.35     | \$36,707                | \$17.65     | \$47,879                | \$23.02     | \$63,838                | \$30.69     |
| ST LUCIE   | \$31,076                         | \$14.94     | \$35,737                | \$17.18     | \$46,614                | \$22.41     | \$62,152                | \$29.88     |
| SANTA ROSA | \$28,548                         | \$13.73     | \$32,830                | \$15.78     | \$42,822                | \$20.59     | \$57,096                | \$27.45     |
| SARASOTA   | \$34,849                         | \$16.75     | \$40,076                | \$19.27     | \$52,274                | \$25.13     | \$69,698                | \$33.51     |
| SEMINOLE   | \$36,960                         | \$17.77     | \$42,504                | \$20.43     | \$55,440                | \$26.65     | \$73,920                | \$35.54     |
| SUMTER     | \$26,617                         | \$12.80     | \$30,610                | \$14.72     | \$39,926                | \$19.19     | \$53,234                | \$25.59     |
| SUWANNEE   | \$24,014                         | \$11.55     | \$27,616                | \$13.28     | \$36,021                | \$17.32     | \$48,028                | \$23.09     |
| TAYLOR     | \$30,143                         | \$14.49     | \$34,664                | \$16.67     | \$45,215                | \$21.74     | \$60,286                | \$28.98     |
| UNION      | \$25,074                         | \$12.05     | \$28,835                | \$13.86     | \$37,611                | \$18.08     | \$50,148                | \$24.11     |
| VOLUSIA    | \$28,788                         | \$13.84     | \$33,106                | \$15.92     | \$43,182                | \$20.76     | \$57,576                | \$27.68     |
| WAKULLA    | \$26,403                         | \$12.69     | \$30,363                | \$14.60     | \$39,605                | \$19.04     | \$52,806                | \$25.39     |
| WALTON     | \$27,877                         | \$13.40     | \$32,059                | \$15.41     | \$41,816                | \$20.10     | \$55,754                | \$26.80     |
| WASHINGTON | \$23,200                         | \$11.15     | \$26,680                | \$12.83     | \$34,800                | \$16.73     | \$46,400                | \$22.31     |

<sup>1</sup> All incentives applications received on or after January 1, 2007, will be subject to the new 2005 wages

<sup>2</sup> Florida Agency for Workforce Innovation, Office of Workforce Information Services, Labor Market Statistics, ES202 Program (with US Department of Labor, Bureau of Labor Statistics)