

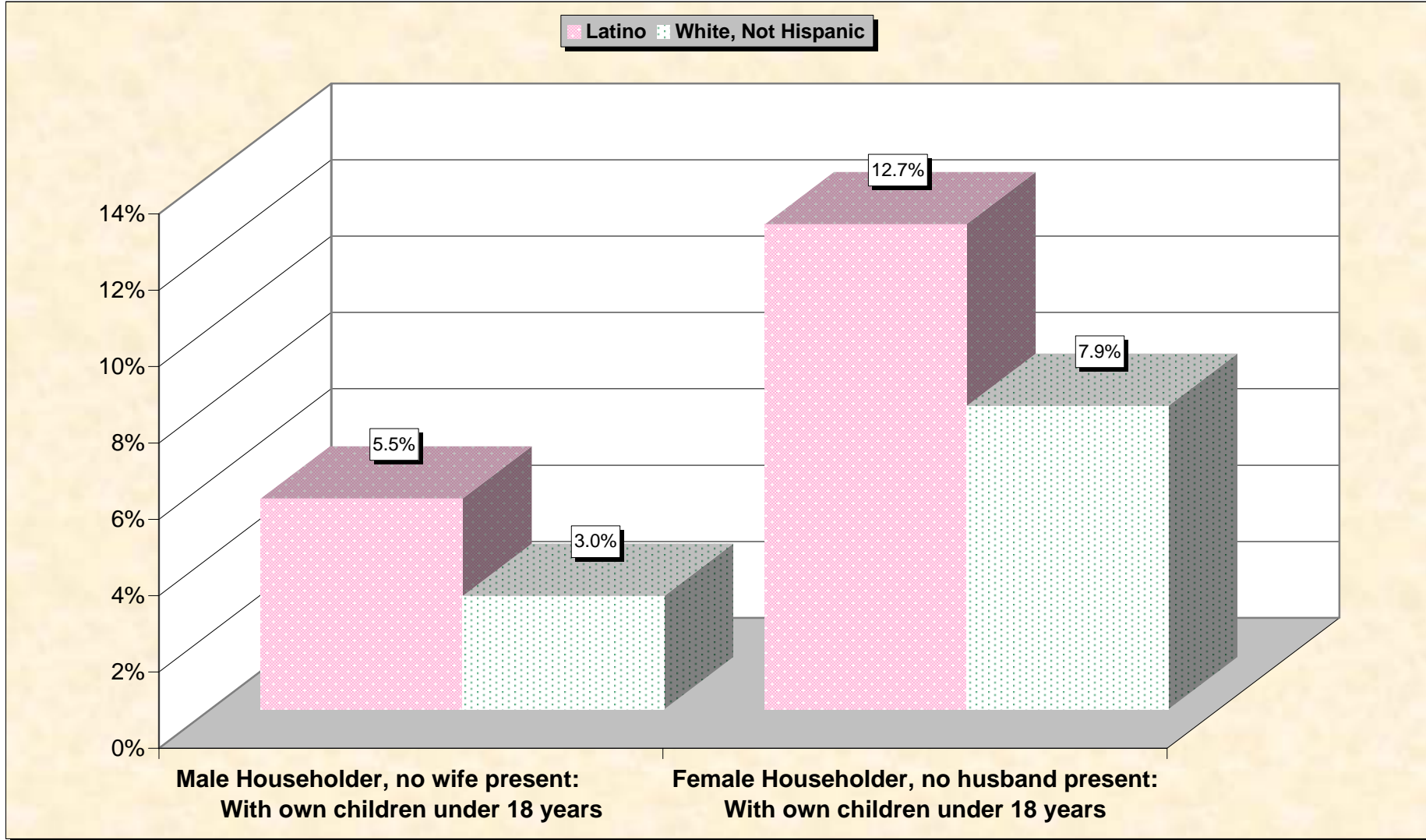
# **Selected Socio-Economic Data**

## **Palm Beach County, Florida**

### **Latino and White, Not Hispanic**

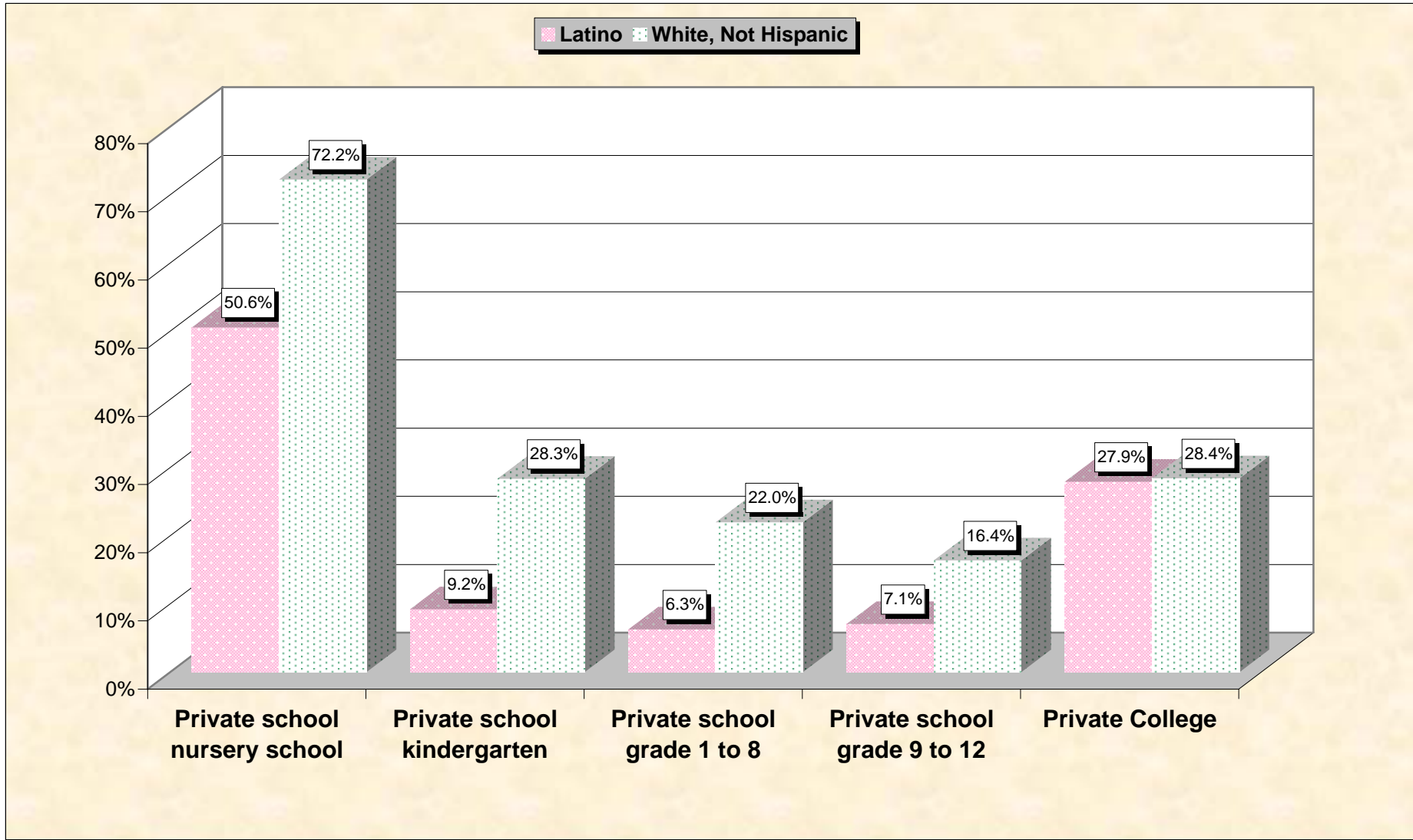
**Data Set: Census 2000 Summary File 3 (SF 3) - Sample Data**

# Chart 1 -- Single-Parent Family Households (Householder 15 to 64 years) Palm Beach County, Florida



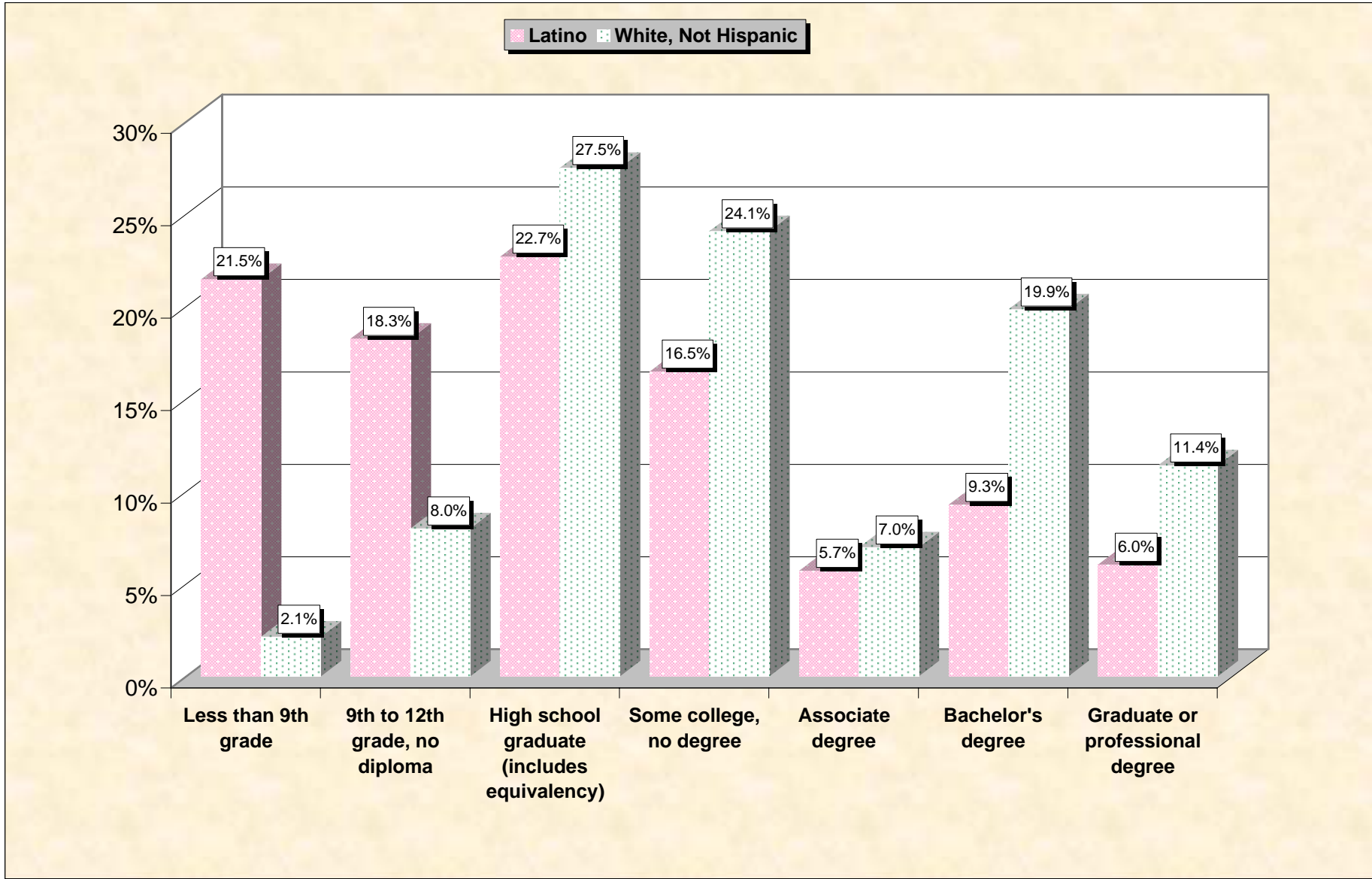
Source: Data Set: Census 2000 Summary File 3 (SF 3) - Sample Data - P146H. HOUSEHOLDS BY AGE OF HOUSEHOLDER BY HOUSEHOLD TYPE (INCLUDING LIVING ALONE) BY PRESENCE OF OWN CHILDREN UNDER 18 YEARS (HISPANIC OR LATINO HOUSEHOLDER) [31] - Universe: Households with a householder who is Hispanic or Latino; P146I. HOUSEHOLDS BY AGE OF HOUSEHOLDER BY HOUSEHOLD TYPE (INCLUDING LIVING ALONE) BY PRESENCE OF OWN CHILDREN UNDER 18 YEARS (WHITE ALONE, NOT HISPANIC OR LATINO HOUSEHOLDER) [31] - Universe: Households with a householder who is White alone, not Hispanic or Latino.

## Chart 2 -- Private School Enrollment (3 years and over) Palm Beach County, Florida



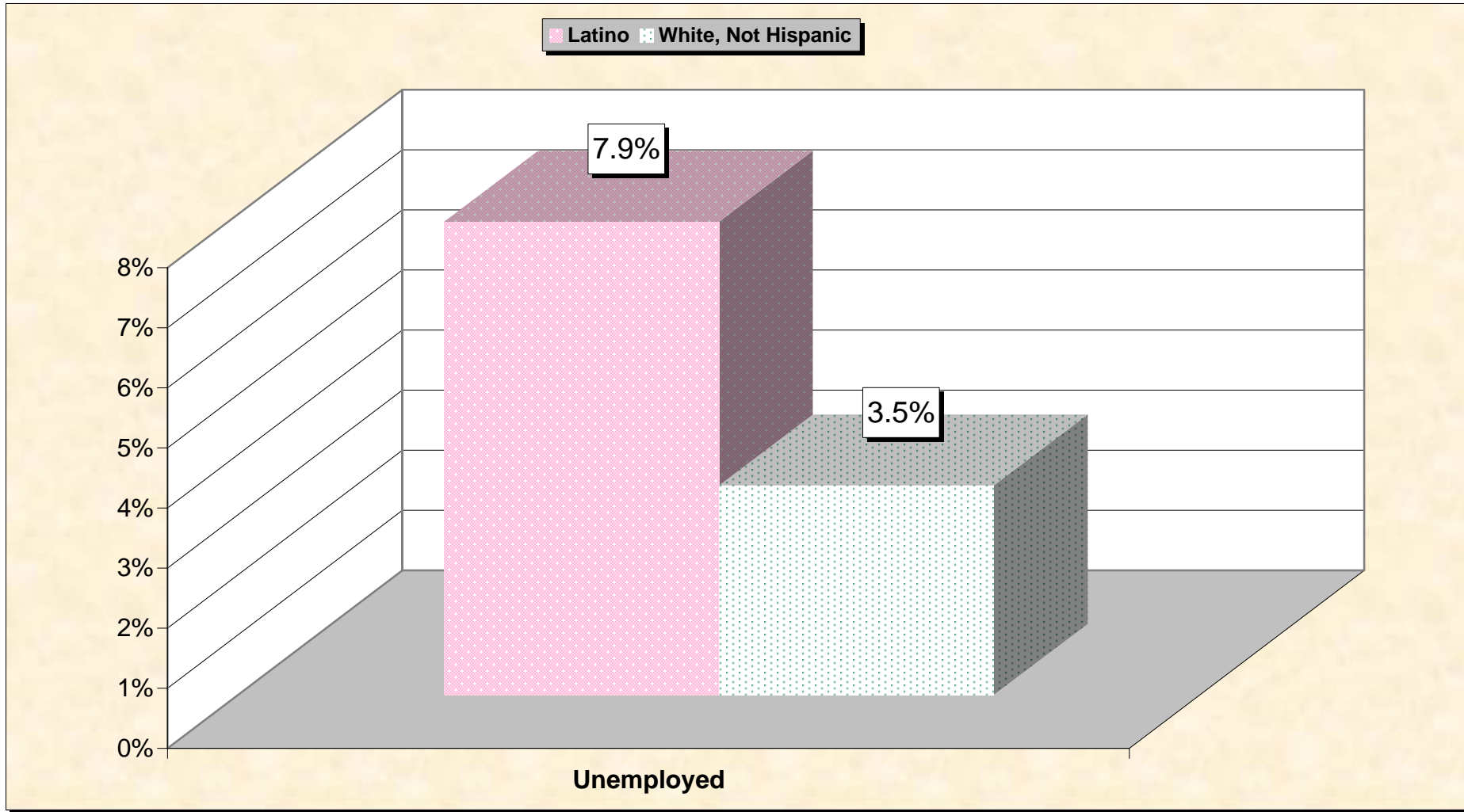
Source: Data Set: Census 2000 Summary File 3 (SF 3) - Sample Data -- P147H. SCHOOL ENROLLMENT BY LEVEL OF SCHOOL BY TYPE OF SCHOOL FOR THE POPULATION 3 YEARS AND OVER (HISPANIC OR LATINO) [17] - Universe: Hispanic or Latino population 3 years and over; P147I. SCHOOL ENROLLMENT BY LEVEL OF SCHOOL BY TYPE OF SCHOOL FOR THE POPULATION 3 YEARS AND OVER (WHITE ALONE, NOT HISPANIC OR LATINO) [17] - Universe: White alone, not Hispanic or Latino population 3 years and over.

# Chart 3 -- Educational Attainment (25 years and over) Palm Beach County, Florida



Source: Data Set: Census 2000 Summary File 3 (SF 3) - Sample Data -- P148H. SEX BY EDUCATIONAL ATTAINMENT FOR THE POPULATION 25 YEARS AND OVER (HISPANIC OR LATINO ) [17] - Universe: Hispanic or Latino population 25 years and over; P148I. SEX BY EDUCATIONAL ATTAINMENT FOR THE POPULATION 25 YEARS AND OVER (WHITE ALONE, NOT HISPANIC OR LATINO) [17] - Universe: White alone, not Hispanic or Latino population 25 years and over.

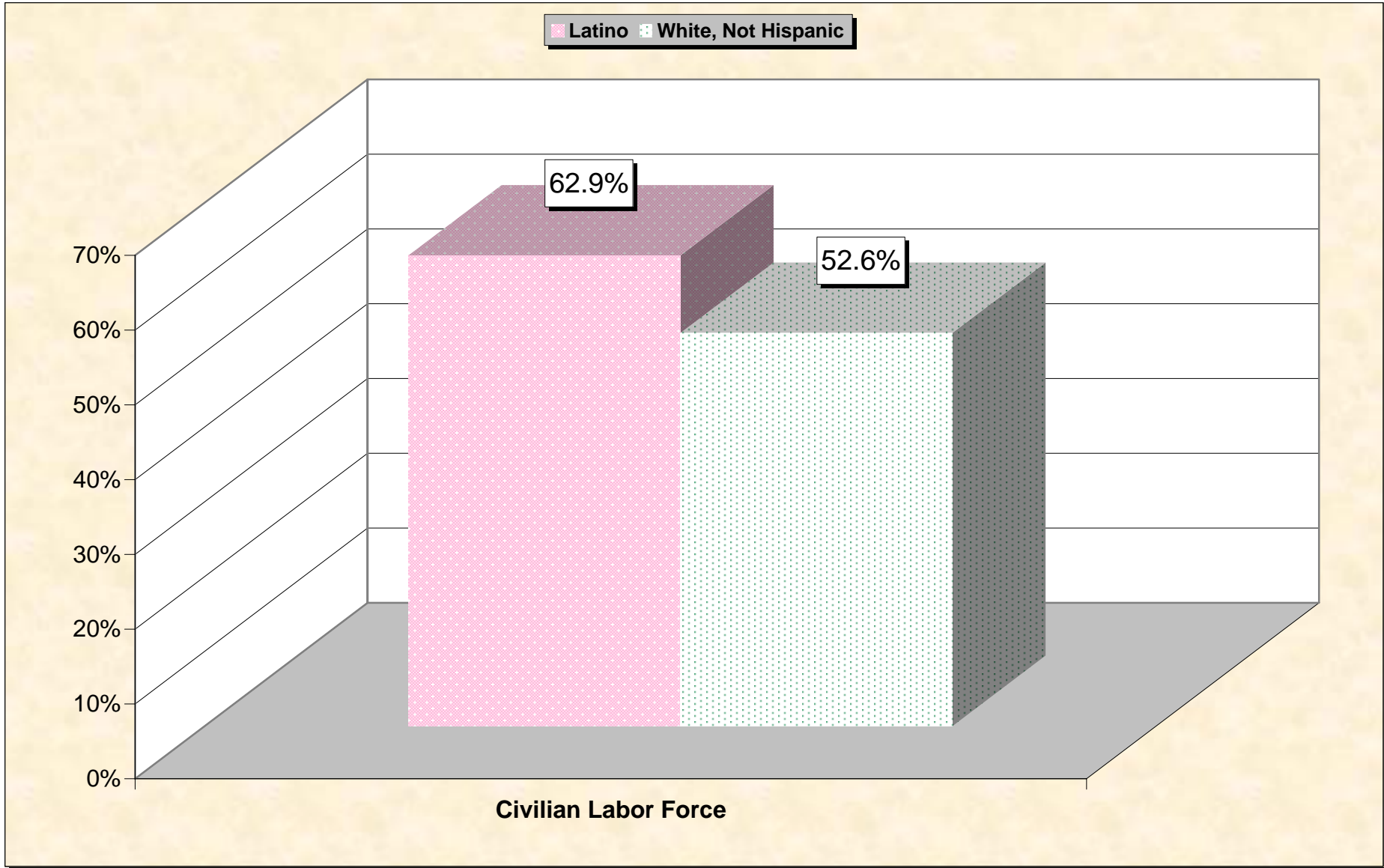
# Chart 4 -- Unemployment Rate (Civilian Labor Force) Palm Beach County, Florida



**Note:** Unemployment rate is defined as a percentage of the civilian labor force.

Source: Data Set: Census 2000 Summary File 3 (SF 3) - Sample Data -- P150H. SEX BY EMPLOYMENT STATUS FOR THE POPULATION 16 YEARS AND OVER (HISPANIC OR LATINO ) [15] - Universe: Hispanic or Latino population 16 years and over; P150I. SEX BY EMPLOYMENT STATUS FOR THE POPULATION 16 YEARS AND OVER (WHITE ALONE, NOT HISPANIC OR LATINO) [15] - Universe: White alone, not Hispanic or Latino population 16 years and over

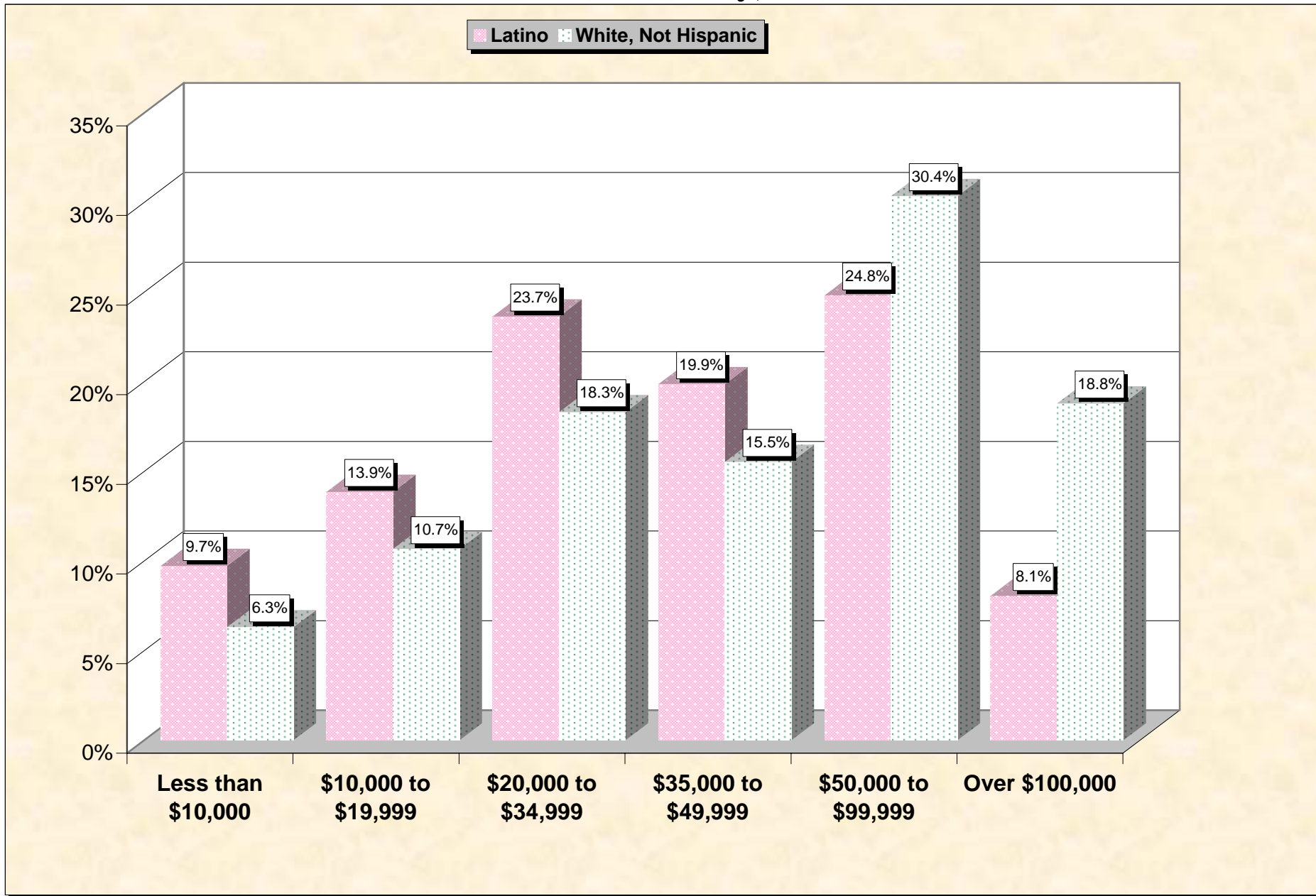
# Chart 5 -- Labor Force Participation (Civilian Labor Force) Palm Beach County, Florida



**Note:** Labor force participation rate is defined as a percentage of the civilian population over 16.

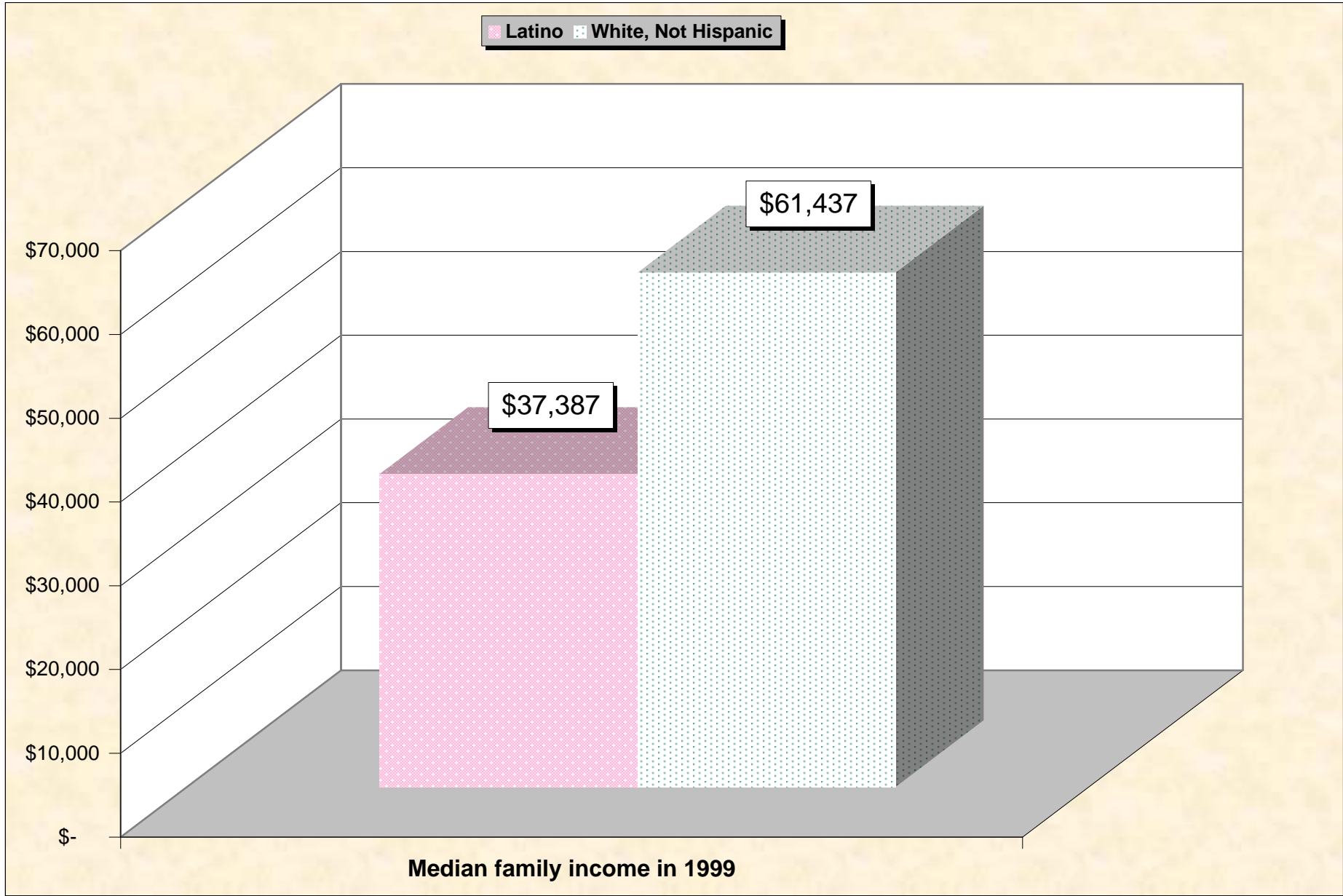
Source: Data Set: Census 2000 Summary File 3 (SF 3) - Sample Data -- P150H. SEX BY EMPLOYMENT STATUS FOR THE POPULATION 16 YEARS AND OVER (HISPANIC OR LATINO ) [15] - Universe: Hispanic or Latino population 16 years and over; P150I. SEX BY EMPLOYMENT STATUS FOR THE POPULATION 16 YEARS AND OVER (WHITE ALONE, NOT HISPANIC OR LATINO) [15] - Universe: White alone, not Hispanic or Latino population 16 years and over

## Chart 6 -- Household Income in 1999 Palm Beach County, Florida



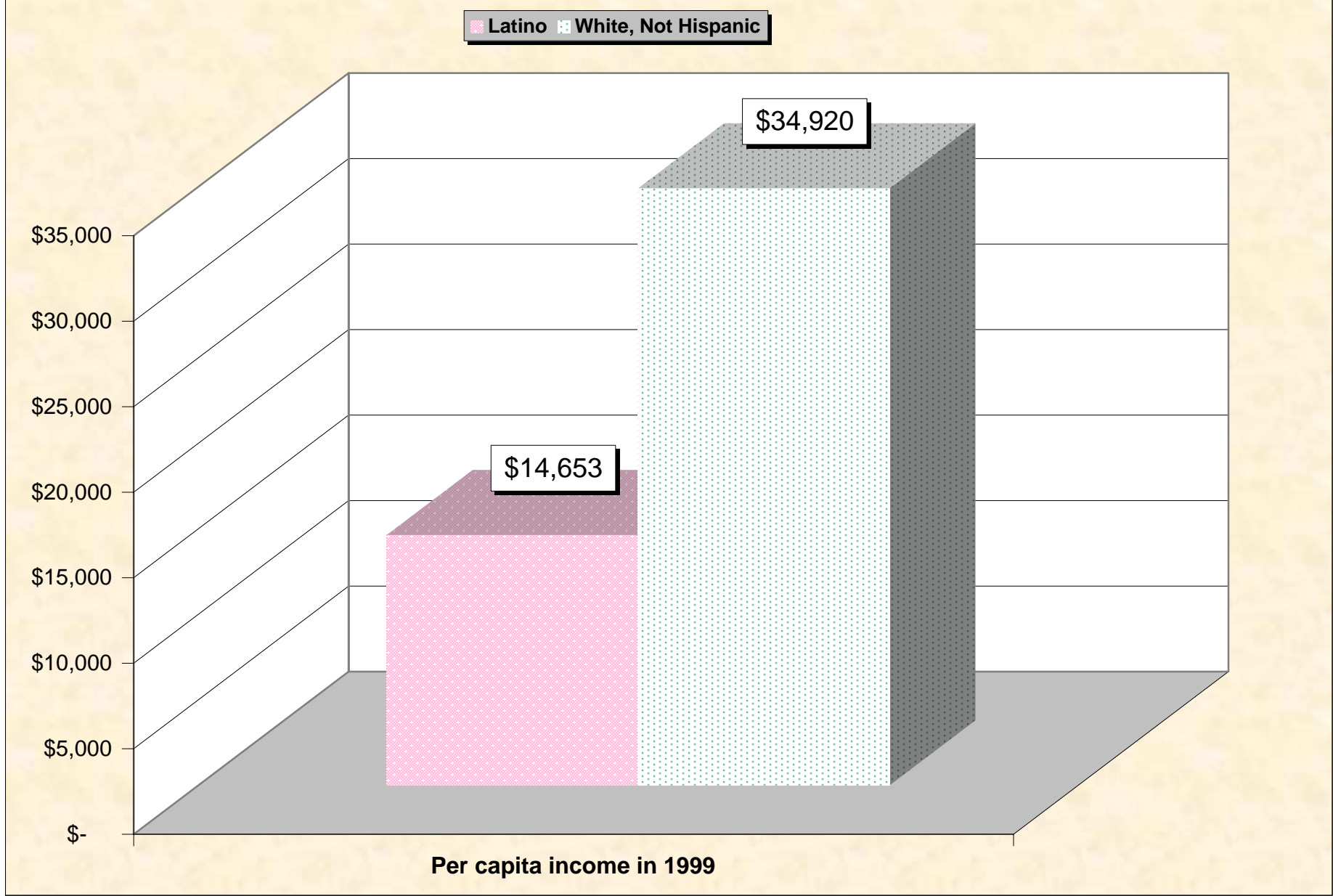
Source: Data Set: Census 2000 Summary File 3 (SF 3) - Sample Data -- P151H. HOUSEHOLD INCOME IN 1999 (HISPANIC OR LATINO HOUSEHOLDER) [17] - Universe: Households with a householder who is Hispanic or Latino; P151I. HOUSEHOLD INCOME IN 1999 (WHITE ALONE, NOT HISPANIC OR LATINO HOUSEHOLDER) [17] - Universe: Households with a householder who is White alone, not Hispanic or Latino

# Chart 7 -- Median Family Income In 1999 Palm Beach County, Florida



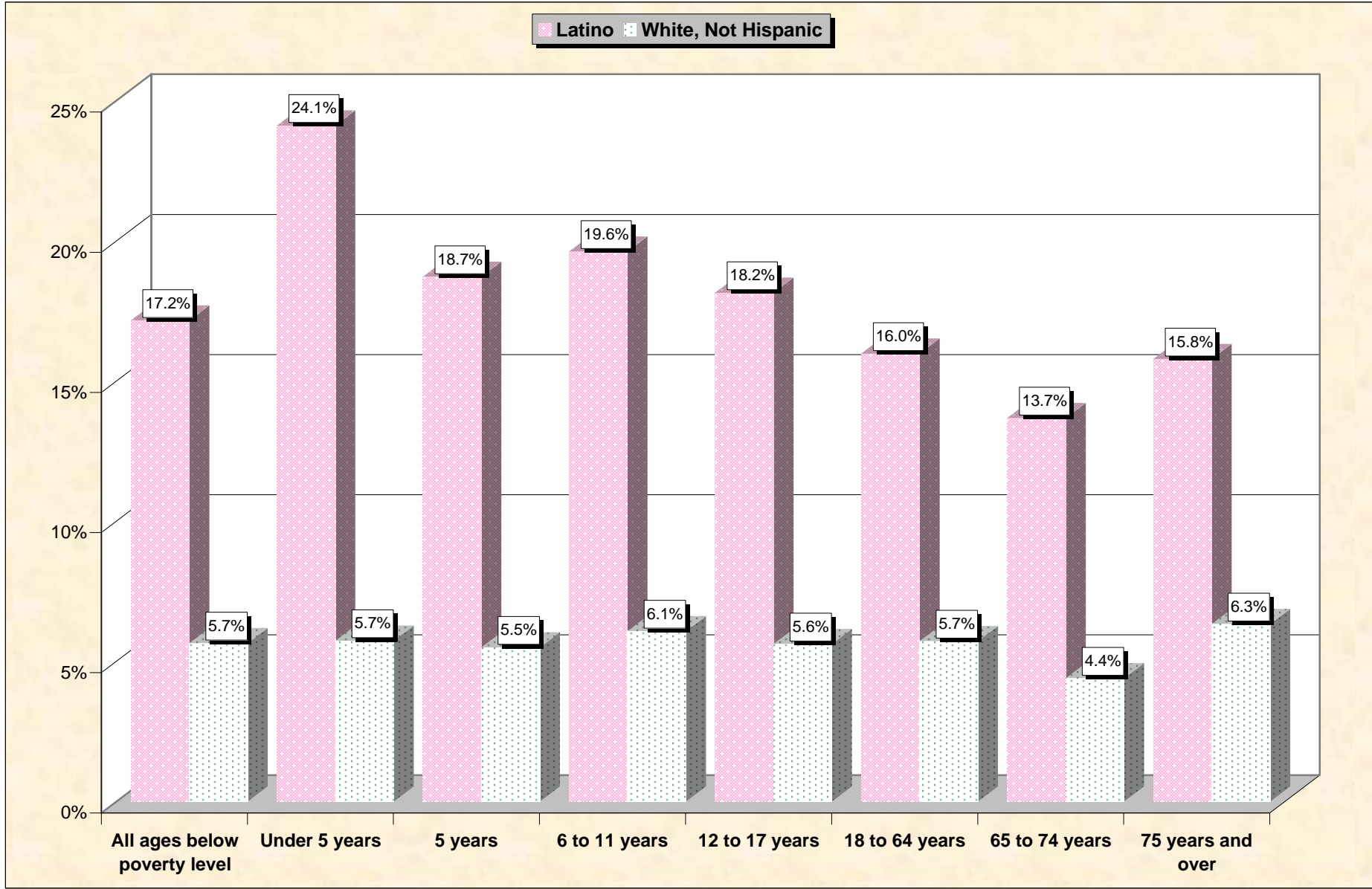
Source: Data Set: Census 2000 Summary File 3 (SF 3) - Sample Data -- P155H. MEDIAN FAMILY INCOME IN 1999 (DOLLARS) (HISPANIC OR LATINO HOUSEHOLDER) [1] - Universe: Families with a householder who is Hispanic or Latino ; P155I. MEDIAN FAMILY INCOME IN 1999 (DOLLARS) (WHITE ALONE, NOT HISPANIC OR LATINO HOUSEHOLDER) [1] - Universe: Families with a householder who is White alone, not Hispanic or Latino

# Chart 8 -- Per Capita Income In 1999 Palm Beach County, Florida



Source: Data Set: Census 2000 Summary File 3 (SF 3) - Sample Data -- P157H. PER CAPITA INCOME IN 1999 (DOLLARS) (HISPANIC OR LATINO ) [1] - Universe: Hispanic or Latino population; P157I. PER CAPITA INCOME IN 1999 (DOLLARS) (WHITE ALONE, NOT HISPANIC OR LATINO) [1] - Universe: White alone, not Hispanic or Latino population

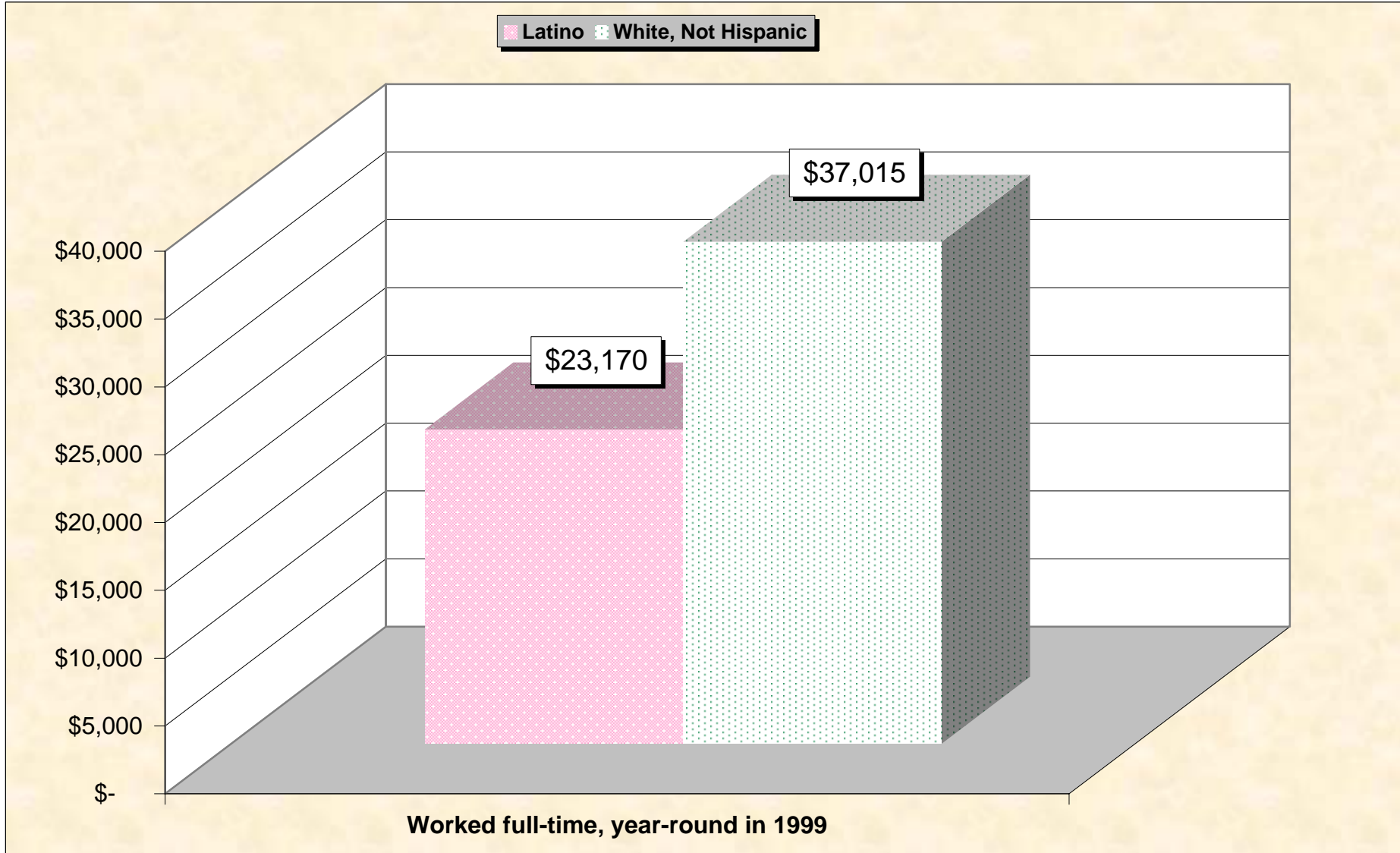
## Chart 9 -- Income in 1999 Below Poverty Level by Age Palm Beach County, Florida



Source: Data Set: Census 2000 Summary File 3 (SF 3) - Sample Data -- P159H. POVERTY STATUS IN 1999 BY AGE (HISPANIC OR LATINO ) [17] - Universe: Hispanic or Latino population for whom poverty status is determined;P159I. POVERTY STATUS IN 1999 BY AGE (WHITE ALONE, NOT HISPANIC OR LATINO) [17] - Universe: White alone, not Hispanic or Latino population for whom poverty status is determined.

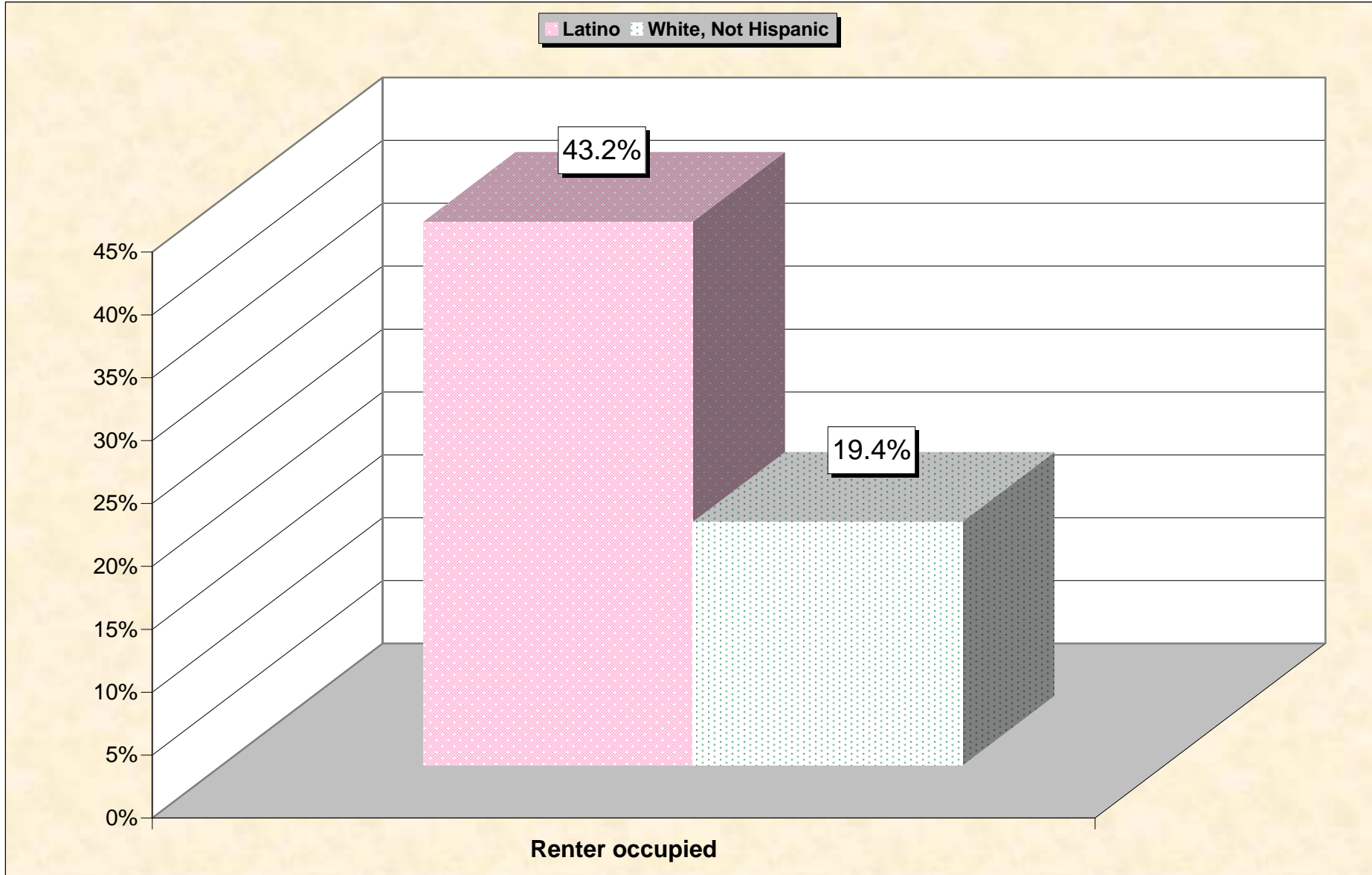
# Chart 10 -- Median Earnings in 1999

## Palm Beach County, Florida



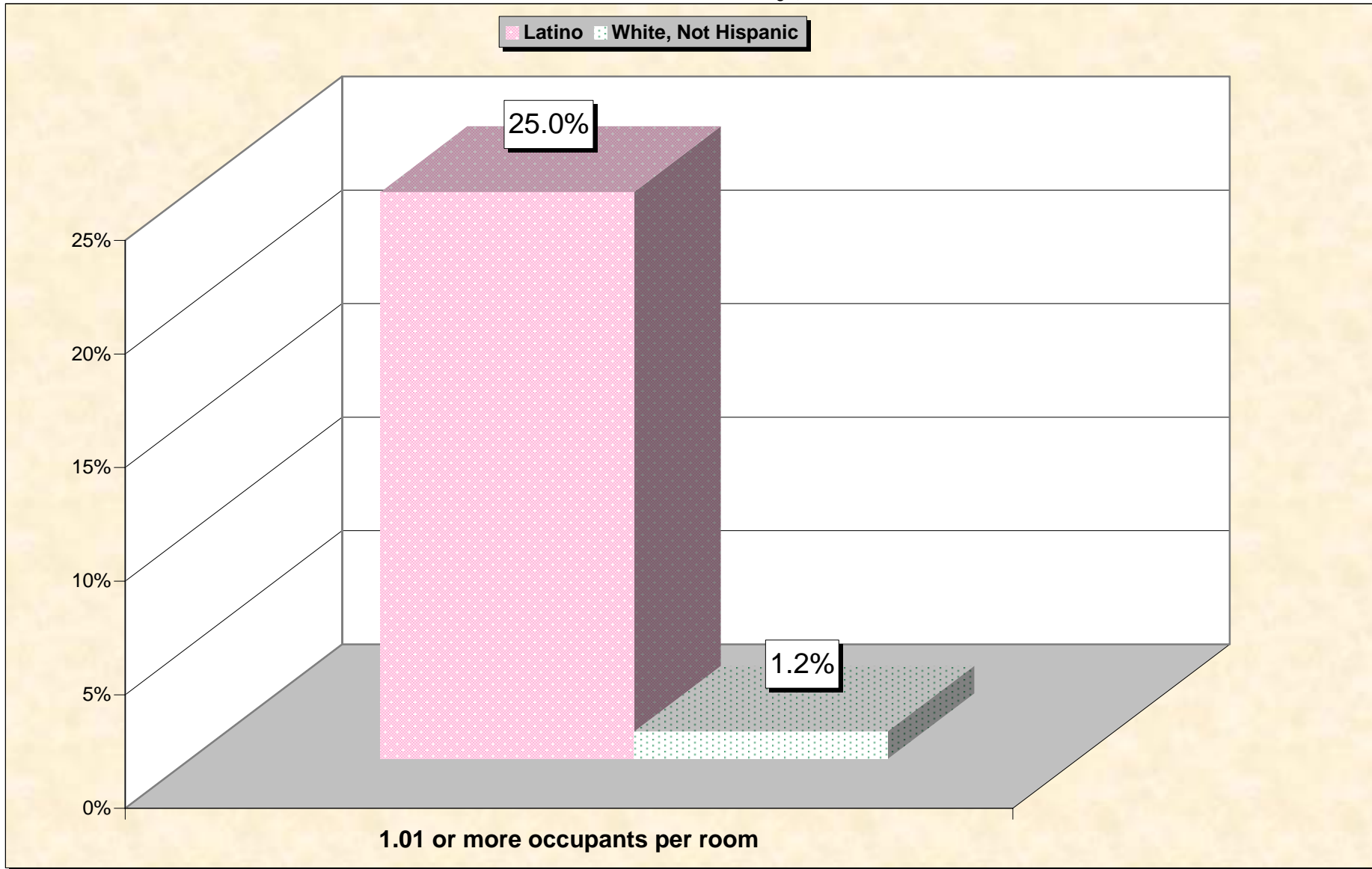
Source: Data Set: Census 2000 Summary File 3 (SF 3) - Sample Data -- PCT74H. MEDIAN EARNINGS IN 1999 (DOLLARS) BY WORK EXPERIENCE IN 1999 BY SEX FOR THE POPULATION 16 YEARS AND OVER WITH EARNINGS (HISPANIC OR LATINO ) [6] - Universe: Hispanic or Latino population 16 years and over with earnings in 1999; PCT74I. MEDIAN EARNINGS IN 1999 (DOLLARS) BY WORK EXPERIENCE IN 1999 BY SEX FOR THE POPULATION 16 YEARS AND OVER WITH EARNINGS (WHITE ALONE, NOT HISPANIC OR LATINO) [6] - Universe: White alone, not Hispanic or Latino population 16 years and over with earnings in 1999

# Chart 11 -- Renter-Occupied Housing Palm Beach County, Florida



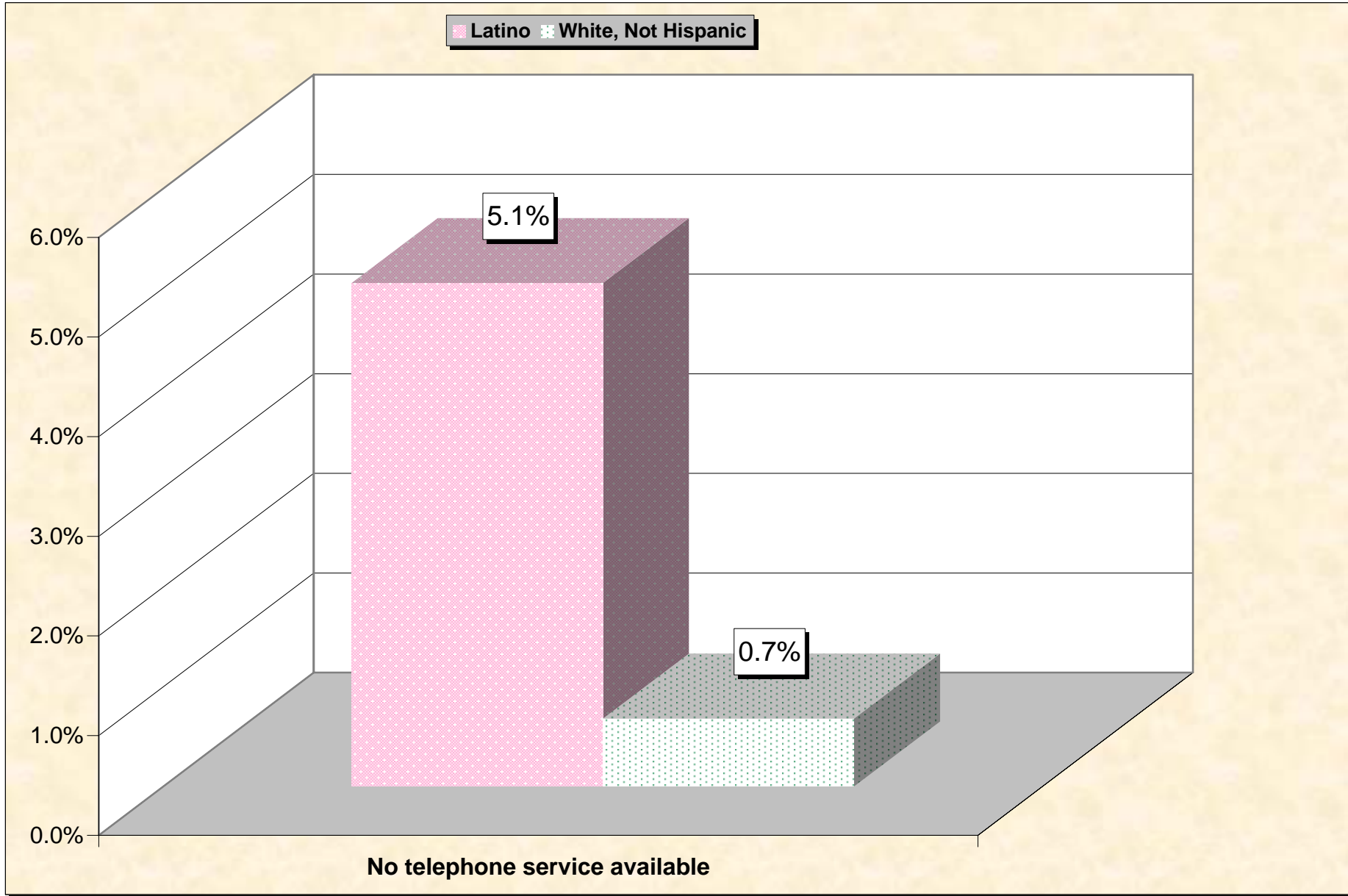
Source: Data Set: Census 2000 Summary File 3 (SF 3) - Sample Data -- H12. TENURE (HISPANIC OR LATINO HOUSEHOLDER) [3] - Universe: Occupied housing units with a householder who is Hispanic or Latino; H13. TENURE (WHITE ALONE, NOT HISPANIC OR LATINO HOUSEHOLDER) [3] - Universe: Occupied housing units with a householder who is White alone, not Hispanic or Latino.

# Chart 12 -- Occupants Per Room (Crowding) by Household Palm Beach County, Florida



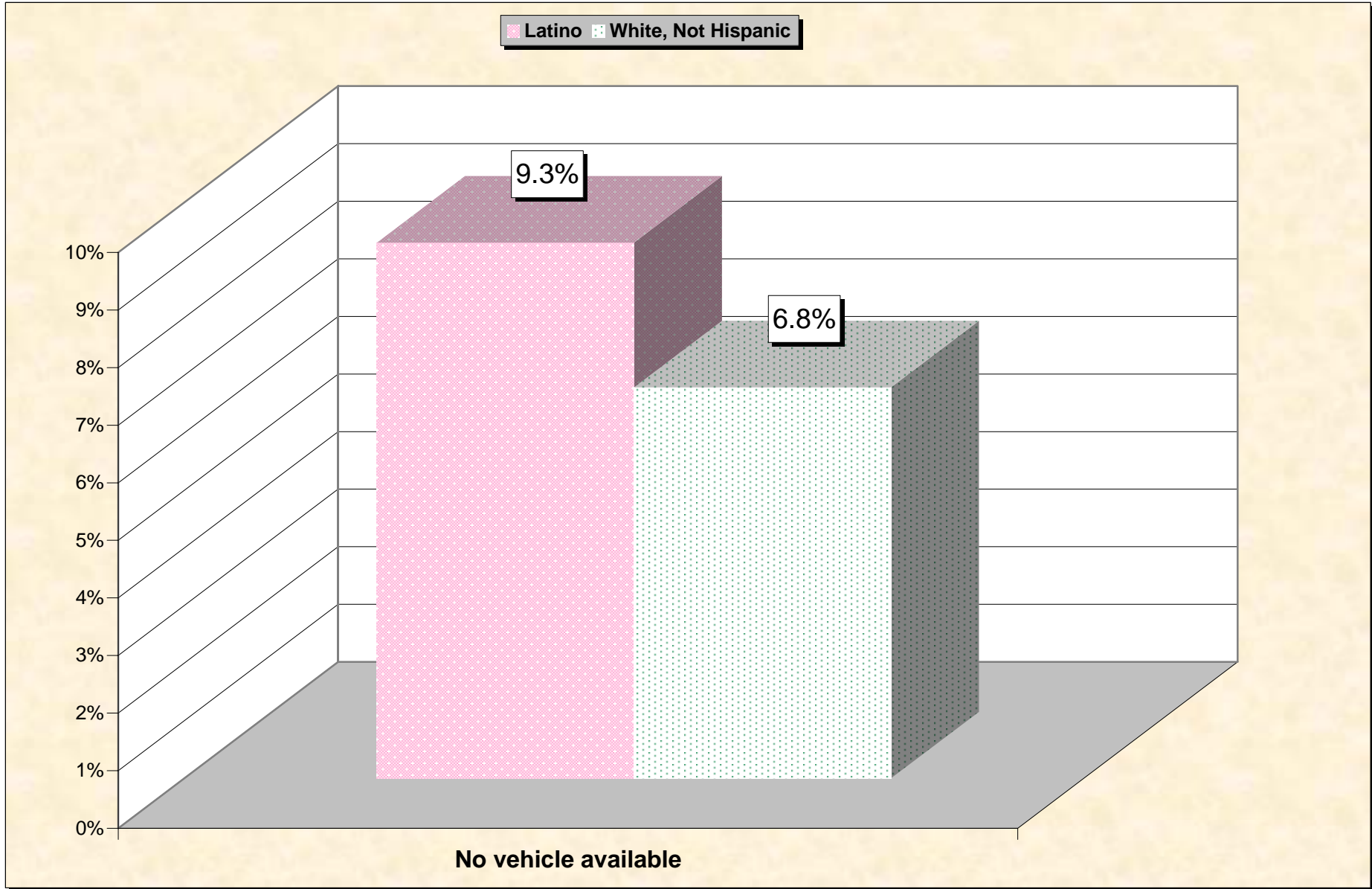
Source: Data Set: Census 2000 Summary File 3 (SF 3) - Sample Data -- HCT29H. OCCUPANTS PER ROOM (HISPANIC OR LATINO HOUSEHOLDER) [3] - Universe: Occupied housing units with a householder who is Hispanic or Latino; HCT29I. OCCUPANTS PER ROOM (WHITE ALONE, NOT HISPANIC OR LATINO HOUSEHOLDER) [3] - Universe: Occupied housing units with a householder who is White alone, not Hispanic or Latino

# Chart 13 -- Lack of Telephone Service by Household Palm Beach County, Florida



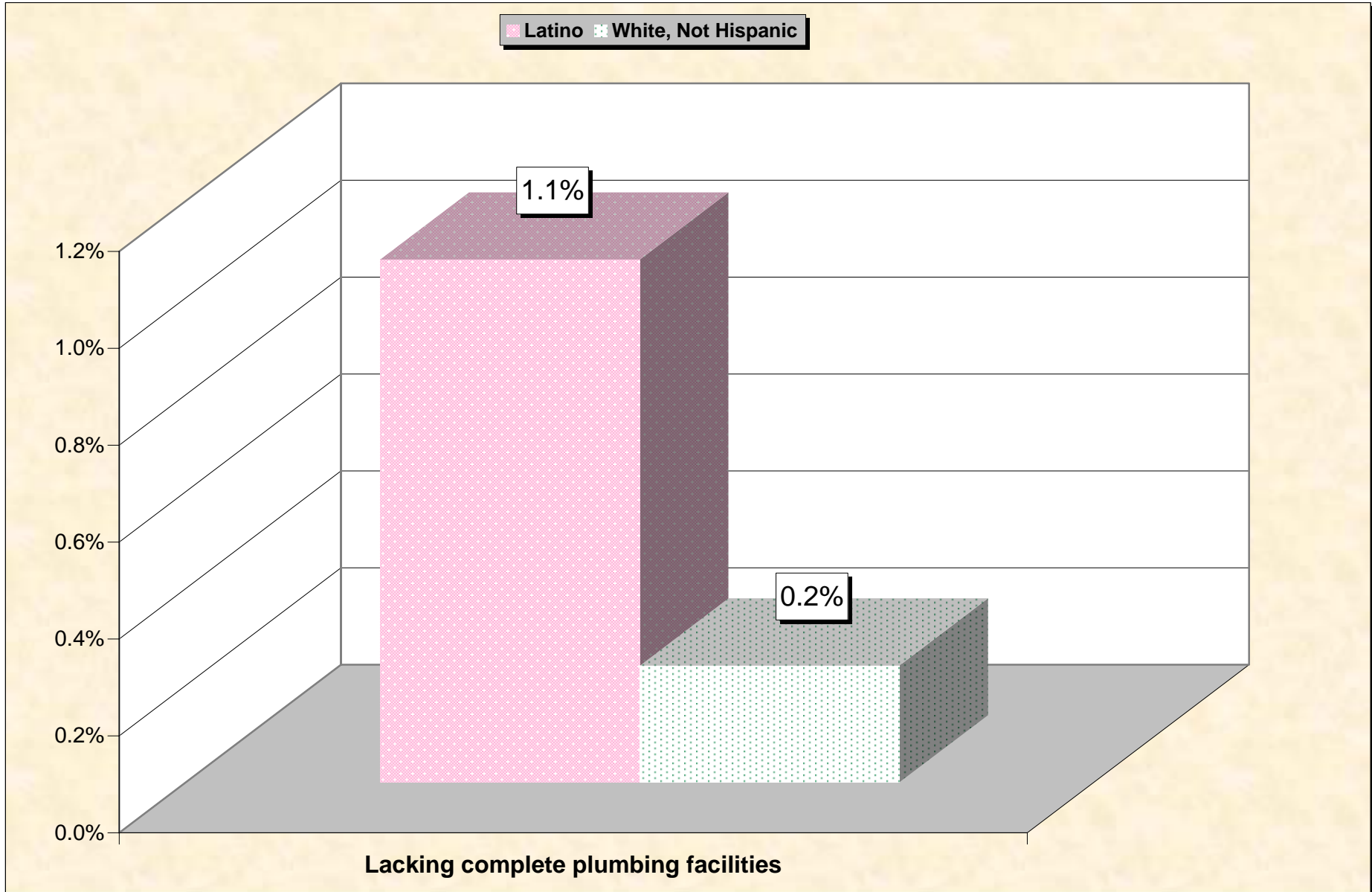
Source: Data Set: Census 2000 Summary File 3 (SF 3) - Sample Data -- HCT32H. TELEPHONE SERVICE AVAILABLE (HISPANIC OR LATINO HOUSEHOLDER) [3] - Universe: Occupied housing units with a householder who is Hispanic or Latino; HCT32I. TELEPHONE SERVICE AVAILABLE (WHITE ALONE, NOT HISPANIC OR LATINO HOUSEHOLDER) [3] - Universe: Occupied housing units with a householder who is White alone, not Hispanic or Latino

# Chart 14 -- Lack of Vehicle By Household Palm Beach County, Florida



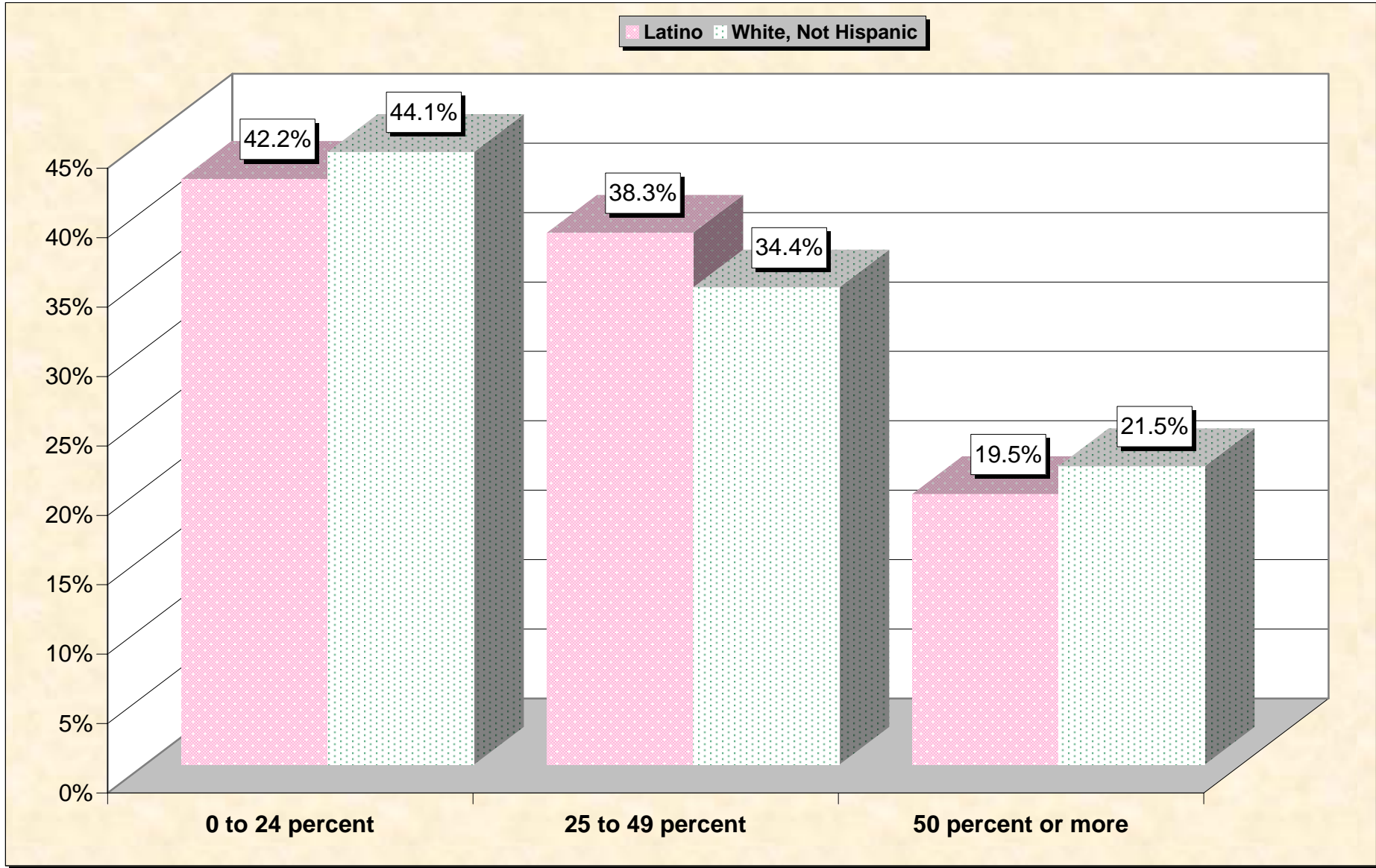
Source: Data Set: Census 2000 Summary File 3 (SF 3) - Sample Data -- HCT33H. VEHICLES AVAILABLE (HISPANIC OR LATINO HOUSEHOLDER) [3] - Universe: Occupied housing units with a householder who is Hispanic or Latino;; HCT33I. VEHICLES AVAILABLE (WHITE ALONE, NOT HISPANIC OR LATINO HOUSEHOLDER) [3] - Universe: Occupied housing units with a householder who is White alone, not Hispanic or Latino

# Chart 15 -- Lack of Plumbing By Household Palm Beach County, Florida



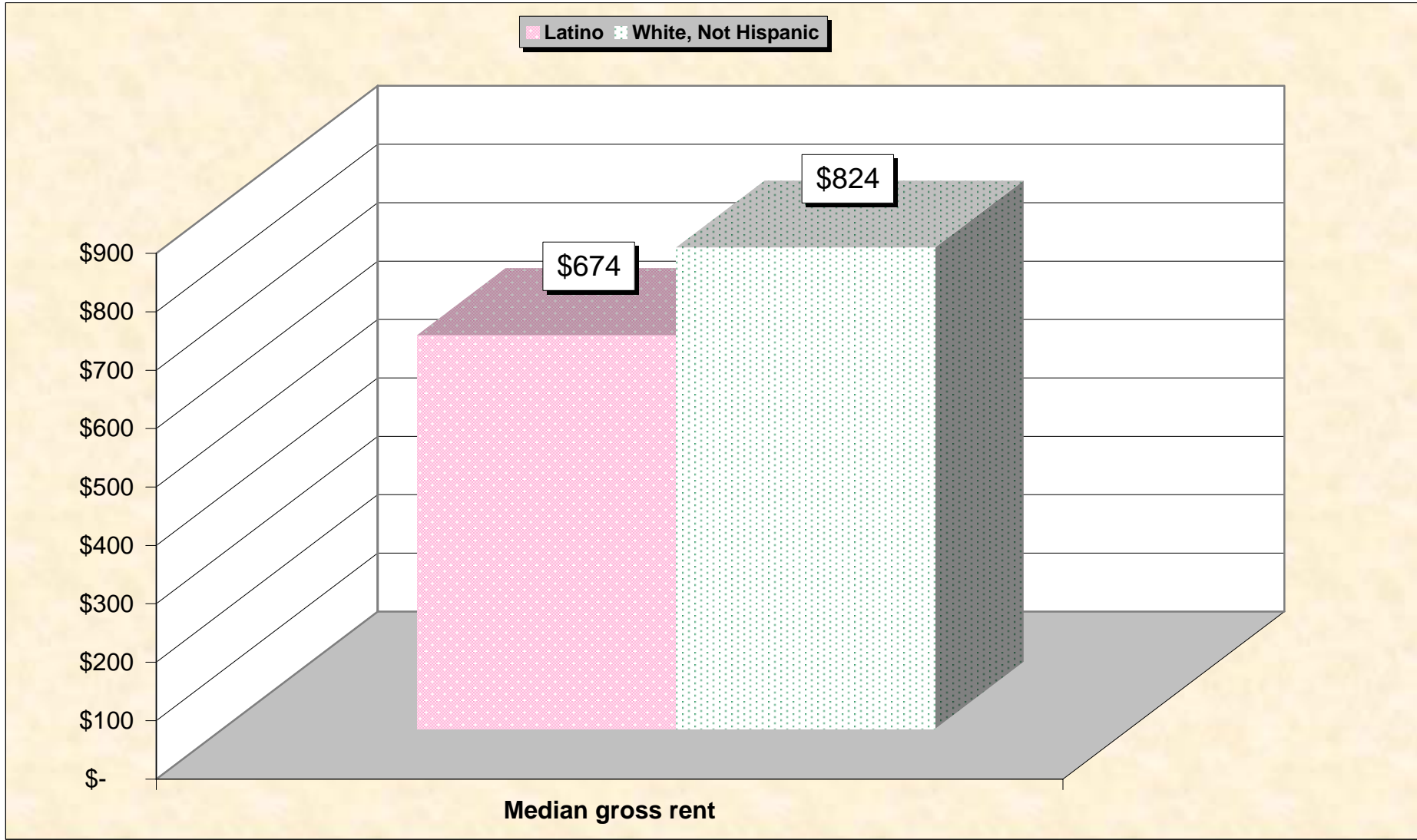
Source: Data Set: Census 2000 Summary File 3 (SF 3) - Sample Data -- HCT34H. PLUMBING FACILITIES (HISPANIC OR LATINO HOUSEHOLDER) [3] - Universe: Occupied housing units with a householder who is Hispanic or Latino; HCT34I. PLUMBING FACILITIES (WHITE ALONE, NOT HISPANIC OR LATINO HOUSEHOLDER) [3] - Universe: Occupied housing units with a householder who is White alone, not Hispanic or Latino.

# Chart 16 -- Gross Rent as a Percentage of Household Income in 1999 Palm Beach County, Florida



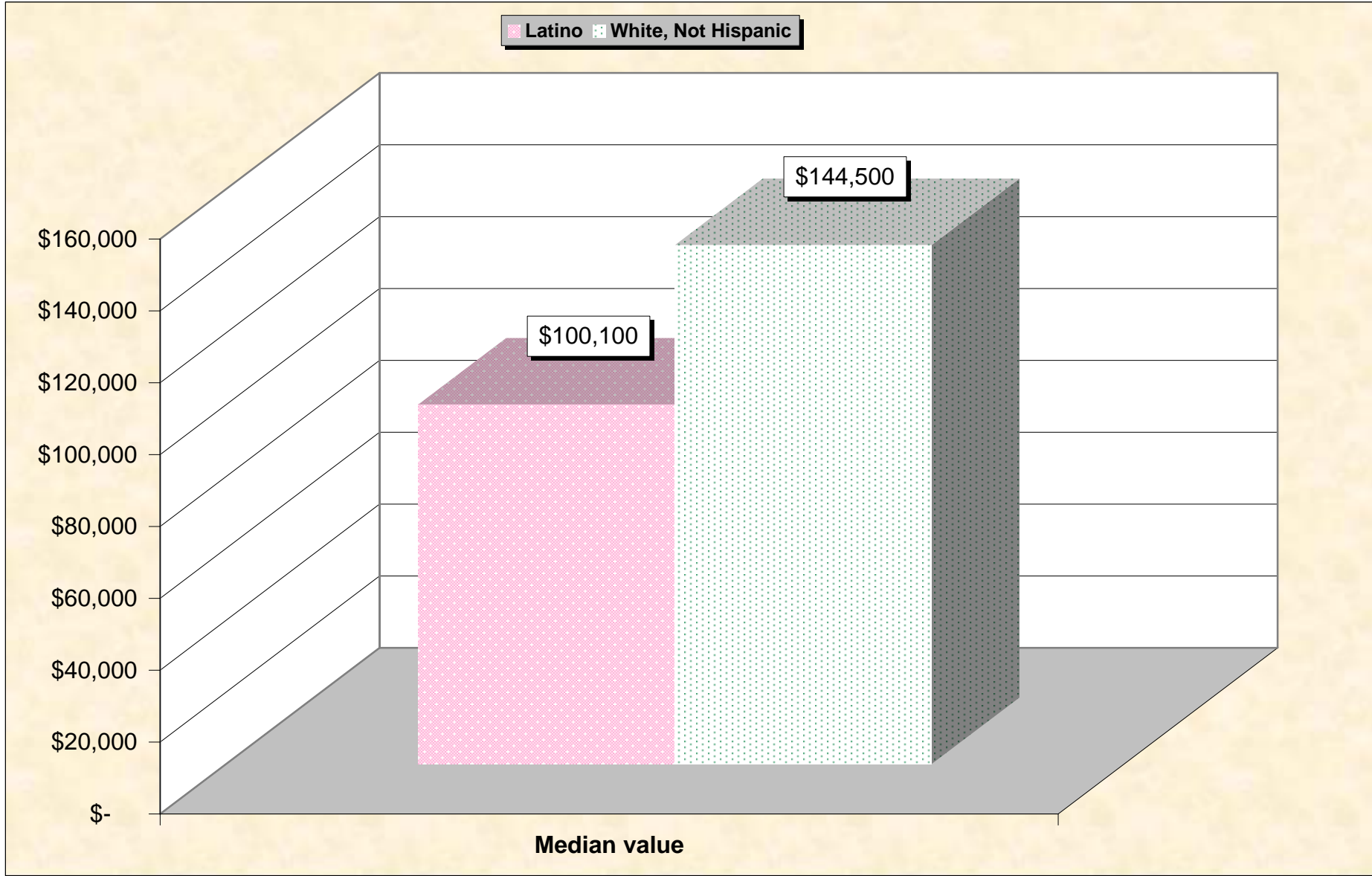
Source: Data Set: Census 2000 Summary File 3 (SF 3) - Sample Data -- HCT39H. GROSS RENT AS A PERCENTAGE OF HOUSEHOLD INCOME IN 1999 (HISPANIC OR LATINO HOUSEHOLDER) [11] - Universe: Specified renter-occupied housing units with a householder who is Hispanic or Latino; HCT39I. GROSS RENT AS A PERCENTAGE OF HOUSEHOLD INCOME IN 1999 (WHITE ALONE, NOT HISPANIC OR LATINO HOUSEHOLDER) [11] - Universe: Specified renter-occupied housing units with a householder who is White alone, not Hispanic or Latino.

# Chart 17 -- Median Gross Rent By Household Palm Beach County, Florida



Source: Data Set: Census 2000 Summary File 3 (SF 3) - Sample Data -- HCT37H. MEDIAN GROSS RENT (DOLLARS) (HISPANIC OR LATINO HOUSEHOLDER) [1] - Universe: Specified renter-occupied housing units paying cash rent with a householder who is Hispanic or Latino; HCT37I. MEDIAN GROSS RENT (DOLLARS) (WHITE ALONE, NOT HISPANIC OR LATINO HOUSEHOLDER) [1] - Universe: Specified renter-occupied housing units paying cash rent with a householder who is White alone, not Hispanic or Latino

# Chart 18 -- Median Home Value By Household Palm Beach County, Florida



Source: Data Set: Census 2000 Summary File 3 (SF 3) - Sample Data -- HCT42H. MEDIAN VALUE (DOLLARS) (HISPANIC OR LATINO HOUSEHOLDER) [1] - Universe: Specified owner-occupied housing units with a householder who is Hispanic or Latino; HCT42I. MEDIAN VALUE (DOLLARS) (WHITE ALONE, NOT HISPANIC OR LATINO HOUSEHOLDER) [1] - Universe: Specified owner-occupied housing units with a householder who is White alone, not Hispanic or Latino

## HOUSEHOLDS BY AGE OF HOUSEHOLDER BY HOUSEHOLD TYPE (INCLUDING LIVING ALONE) BY PRESENCE OF OWN CHILDREN UNDER 18 YEARS

Source data for Chart 1

|   | Latino<br>Palm Beach County,<br>Florida | White, Not Hispanic<br>Palm Beach County,<br>Florida |
|---|---|--|
| Total:                                  | 41,303                                  | 373,870  |
| Householder 15 to 64 years:             | 36,239                                  | 219,565  |
| Family households:                      | 29,663                                  | 144,329  |
| Married-couple family:                  | 20,990                                  | 118,310  |
| With own children under 18 years        | 14,424                                  | 57,794   |
| No own children under 18 years          | 6,566                                   | 60,516   |
| Other family:                           | 8,673                                   | 26,019   |
| Male householder, no wife present:      | 3,436                                   | 7,911  |
| With own children under 18 years        | 1,638                                   | 4286   |
| No own children under 18 years          | 1,798                                   | 3625   |
| Female householder, no husband present: | 5,237                                   | 18,108   |
| With own children under 18 years        | 3,769                                   | 11,470   |
| No own children under 18 years          | 1,468                                   | 6,638  |
| Nonfamily households:                   | 6,576                                   | 75,236   |
| Householder living alone                | 4,200                                   | 55,351   |
| Householder not living alone            | 2,376                                   | 19885  |
| Householder 65 years and over:          | 5,064                                   | 154,305  |
| Family households:                      | 3,110                                   | 84,465   |
| Married-couple family:                  | 2,416                                   | 78372  |
| With own children under 18 years        | 72                                      | 317  |
| No own children under 18 years          | 2,344                                   | 78055  |
| Other family:                           | 694                                     | 6093   |
| Male householder, no wife present:      | 150                                     | 1193   |
| With own children under 18 years        | 0                                       | 39   |
| No own children under 18 years          | 150                                     | 1154   |
| Female householder, no husband present: | 544                                     | 4900   |
| With own children under 18 years        | 4                                       | 14   |
| No own children under 18 years          | 540                                     | 4886   |
| Nonfamily households:                   | 1,954                                   | 69840  |
| Householder living alone                | 1,772                                   | 65463  |
| Householder not living alone            | 182                                     | 4377   |

Source: Data Set: Census 2000 Summary File 3 (SF 3) - Sample Data - P146H. HOUSEHOLDS BY AGE OF HOUSEHOLDER BY HOUSEHOLD TYPE (INCLUDING LIVING ALONE) BY PRESENCE OF OWN CHILDREN UNDER 18 YEARS (HISPANIC OR LATINO HOUSEHOLDER) [31] - Universe: Households with a householder who is Hispanic or Latino; P146I. HOUSEHOLDS BY AGE OF HOUSEHOLDER BY HOUSEHOLD TYPE (INCLUDING LIVING ALONE) BY PRESENCE OF OWN CHILDREN UNDER 18 YEARS (WHITE ALONE, NOT HISPANIC OR LATINO HOUSEHOLDER) [31] - Universe: Households with a householder who is White alone, not Hispanic or Latino.

## SCHOOL ENROLLMENT BY LEVEL OF SCHOOL BY TYPE OF SCHOOL FOR THE POPULATION 3 YEARS AND OVER

**Source data for Chart 2**

|  | Latino<br>Palm Beach County,<br>Florida | White, Not Hispanic<br>Palm Beach County,<br>Florida |
|--|---|--|
| Total:                                 | 133,019                                 | 779,509  |
| Enrolled in nursery school, preschool: | 2,854                                   | 12,504   |
| Public school                          | 1,411                                   | 3,471  |
| Private school                         | 1,443                                   | 9,033  |
| Enrolled in kindergarten:              | 2,242                                   | 7,468  |
| Public school                          | 2,035                                   | 5,351  |
| Private school                         | 207                                     | 2,117  |
| Enrolled in grade 1 to grade 8:        | 18,331                                  | 63,552   |
| Public school                          | 17,179                                  | 49,574   |
| Private school                         | 1,152                                   | 13,978   |
| Enrolled in grade 9 to grade 12:       | 9,054                                   | 29,934   |
| Public school                          | 8,415                                   | 25,021   |
| Private school                         | 639                                     | 4,913  |
| Enrolled in college:                   | 6,885                                   | 32,157   |
| Public school                          | 4,961                                   | 23,014   |
| Private school                         | 1,924                                   | 9,143  |
| Not enrolled in school                 | 93,653                                  | 633,894  |

*Source: Data Set: Census 2000 Summary File 3 (SF 3) - Sample Data - P146H. HOUSEHOLDS BY AGE OF HOUSEHOLDER BY HOUSEHOLD TYPE (INCLUDING LIVING ALONE) BY PRESENCE OF OWN CHILDREN UNDER 18 YEARS (HISPANIC OR LATINO HOUSEHOLDER) [31] - Universe: Households with a householder who is Hispanic or Latino; P146I. HOUSEHOLDS BY AGE OF HOUSEHOLDER BY HOUSEHOLD TYPE (INCLUDING LIVING ALONE) BY PRESENCE OF OWN CHILDREN UNDER 18 YEARS (WHITE ALONE, NOT HISPANIC OR LATINO HOUSEHOLDER) [31] - Universe: Households with a householder who is White alone, not Hispanic or Latino.*

## SEX BY EDUCATIONAL ATTAINMENT FOR THE POPULATION 25 YEARS AND OVER

### Source data for Chart 3

|   | Latino<br>Palm Beach County,<br>Florida | White, Not Hispanic<br>Palm Beach County,<br>Florida |
|---|---|--|
| Total:                                      | 82,887                                  | 628,106  |
| Male:                                       | 41,939                                  | 292,906  |
| Less than 9th grade                         | 10,084                                  | 6,283  |
| 9th to 12th grade, no diploma               | 8,053                                   | 24,205   |
| High school graduate (includes equivalency) | 9,110                                   | 68,110   |
| Some college, no degree                     | 6,555                                   | 68,911   |
| Associate degree                            | 1,978                                   | 18,262   |
| Bachelor's degree                           | 3,546                                   | 65,665   |
| Graduate or professional degree             | 2,613                                   | 41,470   |
| Female:                                     | 40,948                                  | 335,200  |
| Less than 9th grade                         | 7,728                                   | 7,213  |
| 9th to 12th grade, no diploma               | 7,088                                   | 26,067   |
| High school graduate (includes equivalency) | 9,713                                   | 104,677  |
| Some college, no degree                     | 7,112                                   | 82,374   |
| Associate degree                            | 2,758                                   | 25,601   |
| Bachelor's degree                           | 4,149                                   | 59,038   |
| Graduate or professional degree             | 2,400                                   | 30,230   |

Source: Data Set: Census 2000 Summary File 3 (SF 3) - Sample Data -- P148H. SEX BY EDUCATIONAL ATTAINMENT FOR THE POPULATION 25 YEARS AND OVER (HISPANIC OR LATINO ) [17] - Universe: Hispanic or Latino population 25 years and over; P148I. SEX BY EDUCATIONAL ATTAINMENT FOR THE POPULATION 25 YEARS AND OVER (WHITE ALONE, NOT HISPANIC OR LATINO) [17] - Universe: White alone, not Hispanic or Latino population 25 years and over.

## SEX BY EMPLOYMENT STATUS FOR THE POPULATION 16 YEARS AND OVER

Source data for Charts 4 and 5

|                    | Latino<br>Palm Beach County,<br>Florida | White, Not Hispanic<br>Palm Beach County,<br>Florida |
|--------------------|---|--|
| Total:             | 104,445                                 | 679,857  |
| Male:              | 53,963                                  | 319,470  |
| In labor force:    | 39,033                                  | 194,576  |
| In Armed Forces    | 0                                       | 212  |
| Civilian:          | 39,033                                  | 194,364  |
| Employed           | 36,430                                  | 187,813  |
| Unemployed         | 2,603                                   | 6,551  |
| Not in labor force | 14,930                                  | 124,894  |
| Female:            | 50,482                                  | 360,387  |
| In labor force:    | 26,696                                  | 163,178  |
| In Armed Forces    | 0                                       | 53   |
| Civilian:          | 26,696                                  | 163,125  |
| Employed           | 24,123                                  | 157,220  |
| Unemployed         | 2,573                                   | 5,905  |
| Not in labor force | 23,786                                  | 197,209  |

*Source: Data Set: Census 2000 Summary File 3 (SF 3) - Sample Data -- P150H. SEX BY EMPLOYMENT STATUS FOR THE POPULATION 16 YEARS AND OVER (HISPANIC OR LATINO) [15] - Universe: Hispanic or Latino population 16 years and over; P150I. SEX BY EMPLOYMENT STATUS FOR THE POPULATION 16 YEARS AND OVER (WHITE ALONE, NOT HISPANIC OR LATINO) [15] - Universe: White alone, not Hispanic or Latino population 16 years and over*

## HOUSEHOLD INCOME IN 1999

### Source data for Chart 6

|                        | Latino<br>Palm Beach County,<br>Florida | White, Not Hispanic<br>Palm Beach County,<br>Florida |
|------------------------|---|--|
| Total:                 | 41303                                   | 373870   |
| Less than \$10,000     | 4019                                    | 23612  |
| \$10,000 to \$14,999   | 2699                                    | 19722  |
| \$15,000 to \$19,999   | 3026                                    | 20189  |
| \$20,000 to \$24,999   | 3501                                    | 22947  |
| \$25,000 to \$29,999   | 3161                                    | 22908  |
| \$30,000 to \$34,999   | 3107                                    | 22602  |
| \$35,000 to \$39,999   | 3076                                    | 20413  |
| \$40,000 to \$44,999   | 2632                                    | 19888  |
| \$45,000 to \$49,999   | 2501                                    | 17778  |
| \$50,000 to \$59,999   | 3867                                    | 33726  |
| \$60,000 to \$74,999   | 3611                                    | 38743  |
| \$75,000 to \$99,999   | 2776                                    | 41068  |
| \$100,000 to \$124,999 | 1397                                    | 24268  |
| \$125,000 to \$149,999 | 618                                     | 12545  |
| \$150,000 to \$199,999 | 537                                     | 12961  |
| \$200,000 or more      | 775                                     | 20500  |

*Source: Data Set: Census 2000 Summary File 3 (SF 3) - Sample Data -- P151H. HOUSEHOLD INCOME IN 1999 (HISPANIC OR LATINO HOUSEHOLDER) [17] - Universe: Households with a householder who is Hispanic or Latino; P151I. HOUSEHOLD INCOME IN 1999 (WHITE ALONE, NOT HISPANIC OR LATINO HOUSEHOLDER) [17] - Universe: Households with a householder who is White alone, not Hispanic or Latino*

## MEDIAN FAMILY INCOME IN 1999

### Source data for Chart 7

|                              | Latino<br>Palm Beach County,<br>Florida | White, Not Hispanic<br>Palm Beach County,<br>Florida |
|------------------------------|---|--|
| Median family income in 1999 | \$ 37,387                               | \$ 61,437  |

Source: Data Set: Census 2000 Summary File 3 (SF 3) - Sample Data -- P155H. MEDIAN FAMILY INCOME IN 1999 (DOLLARS) (HISPANIC OR LATINO HOUSEHOLDER) [1] - Universe: Families with a householder who is Hispanic or Latino ; P155I. MEDIAN FAMILY INCOME IN 1999 (DOLLARS) (WHITE ALONE, NOT HISPANIC OR LATINO HOUSEHOLDER) [1] - Universe: Families with a householder who is White alone, not Hispanic or Latino

## PER CAPITA INCOME IN 1999

### Source data for Chart 8

|                           | Latino<br>Palm Beach County,<br>Florida | White, Not Hispanic<br>Palm Beach County,<br>Florida |
|---------------------------|---|--|
| Per capita income in 1999 | \$ 14,653                               | \$ 34,920  |

Source: Data Set: Census 2000 Summary File 3 (SF 3) - Sample Data -- P157H. PER CAPITA INCOME IN 1999 (DOLLARS) (HISPANIC OR LATINO ) [1] - Universe: Hispanic or Latino population; P157I. PER CAPITA INCOME IN 1999 (DOLLARS) (WHITE ALONE, NOT HISPANIC OR LATINO) [1] - Universe: White alone, not Hispanic or Latino population

## POVERTY STATUS IN 1999 BY AGE

### Source data for Chart 9

|   | Latino<br>Palm Beach County,<br>Florida | White, Not Hispanic<br>Palm Beach County,<br>Florida |
|---|---|--|
| Total:                                    | 138,665                                 | 787,380  |
| Income in 1999 below poverty level:       | 23,797                                  | 44,494   |
| Under 5 years                             | 2,854                                   | 1,893  |
| 5 years                                   | 405                                     | 409  |
| 6 to 11 years                             | 2,612                                   | 2,814  |
| 12 to 17 years                            | 2,308                                   | 2,505  |
| 18 to 64 years                            | 14,249                                  | 24,064   |
| 65 to 74 years                            | 838                                     | 4,825  |
| 75 years and over                         | 531                                     | 7,984  |
| Income in 1999 at or above poverty level: | 114,868                                 | 742,886  |
| Under 5 years                             | 8,980                                   | 31,116   |
| 5 years                                   | 1,758                                   | 7,026  |
| 6 to 11 years                             | 10,698                                  | 43,460   |
| 12 to 17 years                            | 10,407                                  | 42,056   |
| 18 to 64 years                            | 74,908                                  | 396,364  |
| 65 to 74 years                            | 5,285                                   | 104,801  |
| 75 years and over                         | 2,832                                   | 118,063  |

Source: Data Set: Census 2000 Summary File 3 (SF 3) - Sample Data -- P159H. POVERTY STATUS IN 1999 BY AGE (HISPANIC OR LATINO ) [17] - Universe: Hispanic or Latino population for whom poverty status is determined;P159I. POVERTY STATUS IN 1999 BY AGE (WHITE ALONE, NOT HISPANIC OR LATINO) [17] - Universe: White alone, not Hispanic or Latino population for whom poverty status is determined.

## MEDIAN EARNINGS IN 1999

### Source data for Chart 10

|   | Latino<br>Palm Beach County,<br>Florida | White, Not Hispanic<br>Palm Beach County,<br>Florida |
|---|---|--|
| Median earnings in 1999 --              |   |  |
| Worked full-time, year-round in 1999 -- |   |  |
| Total                                   | \$ 23,170                               | \$ 37,015  |
| Male                                    | \$ 24,159                               | \$ 42,442  |
| Female                                  | \$ 21,811                               | \$ 31,221  |
| Other --                                |   |  |
| Total                                   | \$ 10,892                               | \$ 12,182  |
| Male                                    | \$ 12,286                               | \$ 14,416  |
| Female                                  | \$ 9,567                                | \$ 11,317  |

Source: Data Set: Census 2000 Summary File 3 (SF 3) - Sample Data -- PCT74H. MEDIAN EARNINGS IN 1999 (DOLLARS) BY WORK EXPERIENCE IN 1999 BY SEX FOR THE POPULATION 16 YEARS AND OVER WITH EARNINGS (HISPANIC OR LATINO ) [6] - Universe: Hispanic or Latino population 16 years and over with earnings in 1999; PCT74I. MEDIAN EARNINGS IN 1999 (DOLLARS) BY WORK EXPERIENCE IN 1999 BY SEX FOR THE POPULATION 16 YEARS AND OVER WITH EARNINGS (WHITE ALONE, NOT HISPANIC OR LATINO) [6] - Universe: White alone, not Hispanic or Latino population 16 years and over with earnings in 1999

## TENURE BY RACE OF HOUSEHOLDER

### Source data for Chart 11

|                 | Latino<br>Palm Beach County,<br>Florida | White, Not Hispanic<br>Palm Beach County,<br>Florida |
|-----------------|---|--|
| Total:          | 40,581                                  | 375,048  |
| Owner occupied  | 23,036                                  | 302,337  |
| Renter occupied | 17,545                                  | 72,711   |

Source: Data Set: Census 2000 Summary File 3 (SF 3) - Sample Data -- H12. TENURE (HISPANIC OR LATINO HOUSEHOLDER) [3] - Universe: Occupied housing units with a householder who is Hispanic or Latino; H13. TENURE (WHITE ALONE, NOT HISPANIC OR LATINO HOUSEHOLDER) [3] - Universe: Occupied housing units with a householder who is White alone, not Hispanic or Latino.

## OCCUPANTS PER ROOM

### Source data for Chart 12

|                                 | Latino<br>Palm Beach County,<br>Florida | White, Not Hispanic<br>Palm Beach County,<br>Florida |
|---------------------------------|---|--|
| Total:                          | 40,581                                  | 375,048  |
| 1.00 or less occupants per room | 30,448                                  | 370,489  |
| 1.01 or more occupants per room | 10,133                                  | 4,559  |

Source: Data Set: Census 2000 Summary File 3 (SF 3) - Sample Data -- HCT29H. OCCUPANTS PER ROOM (HISPANIC OR LATINO HOUSEHOLDER) [3] - Universe: Occupied housing units with a householder who is Hispanic or Latino; HCT29I. OCCUPANTS PER ROOM (WHITE ALONE, NOT HISPANIC OR LATINO HOUSEHOLDER) [3] - Universe: Occupied housing units with a householder who is White alone, not Hispanic or Latino

## TELEPHONE SERVICE AVAILABLE

### Source data for Chart 13

|                                  | Latino<br>Palm Beach County,<br>Florida | White, Not Hispanic<br>Palm Beach County,<br>Florida |
|----------------------------------|---|--|
| Total:                           | 40,581                                  | 375,048  |
| With telephone service available | 38,531                                  | 372,493  |
| No telephone service available   | 2,050                                   | 2,555  |

Source: Data Set: Census 2000 Summary File 3 (SF 3) - Sample Data -- HCT32H. TELEPHONE SERVICE AVAILABLE (HISPANIC OR LATINO HOUSEHOLDER) [3] - Universe: Occupied housing units with a householder who is Hispanic or Latino; HCT32I. TELEPHONE SERVICE AVAILABLE (WHITE ALONE, NOT HISPANIC OR LATINO HOUSEHOLDER) [3] - Universe: Occupied housing units with a householder who is White alone, not Hispanic or Latino

## VEHICLES AVAILABLE

### Source data for Chart 14

|                              | Latino<br>Palm Beach County,<br>Florida | White, Not Hispanic<br>Palm Beach County,<br>Florida |
|------------------------------|---|--|
| Total:                       | 40,581                                  | 375,048  |
| No vehicle available         | 3,775                                   | 25,466   |
| 1 or more vehicles available | 36,806                                  | 349,582  |

Source: Data Set: Census 2000 Summary File 3 (SF 3) - Sample Data -- HCT33H. VEHICLES AVAILABLE (HISPANIC OR LATINO HOUSEHOLDER) [3] - Universe: Occupied housing units with a householder who is Hispanic or Latino;; HCT33I. VEHICLES AVAILABLE (WHITE ALONE, NOT HISPANIC OR LATINO HOUSEHOLDER) [3] - Universe: Occupied housing units with a householder who is White alone, not Hispanic or Latino

## PLUMBING FACILITIES

### Source data for Chart 15

|                                      | Latino<br>Palm Beach County,<br>Florida | White, Not Hispanic<br>Palm Beach County,<br>Florida |
|--------------------------------------|---|--|
| Total:                               | 40,581                                  | 375,048  |
| Complete plumbing facilities         | 40,143                                  | 372,493  |
| Lacking complete plumbing facilities | 438                                     | 2,555  |

Source: Data Set: Census 2000 Summary File 3 (SF 3) - Sample Data -- HCT34H. PLUMBING FACILITIES (HISPANIC OR LATINO HOUSEHOLDER) [3] - Universe: Occupied housing units with a householder who is Hispanic or Latino; HCT34I. PLUMBING FACILITIES (WHITE ALONE, NOT HISPANIC OR LATINO HOUSEHOLDER) [3] - Universe: Occupied housing units with a householder who is White alone, not Hispanic or Latino.

## GROSS RENT AS A PERCENTAGE OF HOUSEHOLD INCOME IN 1999

### Source data for Chart 16

|                      | Latino<br>Palm Beach County,<br>Florida | White, Not Hispanic<br>Palm Beach County,<br>Florida |
|----------------------|---|--|
| Total:               | 17,523                                  | 72,575   |
| Less than 10 percent | 781                                     | 3,602  |
| 10 to 14 percent     | 1,706                                   | 6,644  |
| 15 to 19 percent     | 2,280                                   | 9,692  |
| 20 to 24 percent     | 2,147                                   | 9,572  |
| 25 to 29 percent     | 2,274                                   | 7,625  |
| 30 to 34 percent     | 1,413                                   | 5,882  |
| 35 to 39 percent     | 1,095                                   | 4,126  |
| 40 to 49 percent     | 1,496                                   | 5,353  |
| 50 percent or more   | 3,194                                   | 14,372   |
| Not computed         | 1,137                                   | 5,707  |

Source: Data Set: Census 2000 Summary File 3 (SF 3) - Sample Data -- HCT39H. GROSS RENT AS A PERCENTAGE OF HOUSEHOLD INCOME IN 1999 (HISPANIC OR LATINO HOUSEHOLDER) [11] - Universe: Specified renter-occupied housing units with a householder who is Hispanic or Latino; HCT39I. GROSS RENT AS A PERCENTAGE OF HOUSEHOLD INCOME IN 1999 (WHITE ALONE, NOT HISPANIC OR LATINO HOUSEHOLDER) [11] - Universe: Specified renter-occupied housing units with a householder who is White alone, not Hispanic or Latino.

## MEDIAN GROSS RENT

**Source data for Chart 17**

|                   | Latino<br>Palm Beach County,<br>Florida | White, Not Hispanic<br>Palm Beach County,<br>Florida |
|-------------------|---|--|
| Median gross rent | \$ 674                                  | \$ 824   |

Source: Data Set: Census 2000 Summary File 3 (SF 3) - Sample Data -- HCT37H. MEDIAN GROSS RENT (DOLLARS) (HISPANIC OR LATINO HOUSEHOLDER) [1] - Universe: Specified renter-occupied housing units paying cash rent with a householder who is Hispanic or Latino; HCT37I. MEDIAN GROSS RENT (DOLLARS) (WHITE ALONE, NOT HISPANIC OR LATINO HOUSEHOLDER) [1] - Universe: Specified renter-occupied housing units paying cash rent with a householder who is White alone, not Hispanic or Latino

## MEDIAN HOME VALUE

**Source data for Chart 18**

|              | Latino<br>Palm Beach County,<br>Florida | White, Not Hispanic<br>Palm Beach County,<br>Florida |
|--------------|---|--|
| Median value | \$ 100,100                              | \$ 144,500   |

Source: Data Set: Census 2000 Summary File 3 (SF 3) - Sample Data -- HCT42H. MEDIAN VALUE (DOLLARS) (HISPANIC OR LATINO HOUSEHOLDER) [1] - Universe: Specified owner-occupied housing units with a householder who is Hispanic or Latino; HCT42I. MEDIAN VALUE (DOLLARS) (WHITE ALONE, NOT HISPANIC OR LATINO HOUSEHOLDER) [1] - Universe: Specified owner-occupied housing units with a householder who is White alone, not Hispanic or Latino